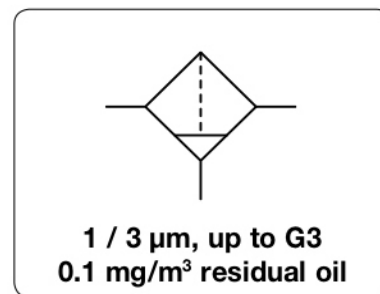


# FG - Microfiltration à double cartouche pour production d'air comprimé

	pre-filter V	Fine filter Z
<b>Description</b>	Coarse filter for removing water and solid impurities.	Filters out oil, water and solid impurities. Resistant to mineral and synthetic oils.
<b>Filter element</b>	3 µm incoming flow from inside to outside.	1 µm incoming flow from inside to outside.
<b>Filtration efficiency</b>	99.99% based on 3 µm particle size	99.9999% at 1 µm particle size, residual oil content ≤ 0.5 mg/m³
<b>Filter change</b>	Cleaning required as from 0.35 bar differential pressure. Solid impurities removed by blowing from inside to outside. Oil to be cleaned in soap suds.	The filter must be changed as from 0.35 bar differential pressure or after one year at the latest.
<b>Drainage</b>	automatic drain as standard, optionally manual drain	
<b>Temperature range</b>	1 °C to 65 °C / 34 °F to 149 °F	
<b>Operating pressure</b>	max. 16 bar	
<b>Material</b>	Body/Bowl: chromated and powder-coated cast aluminium	



Dimensions			Bowl		Flow rate		Filter element	Connection	Order number
A	B	C	Design	Capacity	m³/h*1	l/min*1	µm	thread	
mm	mm	mm	of / with	l				G	

Micro pre-filter 3 µm					with automatic drain, 99,99% filtration efficiency, max. 16 bar			FG. V	
69	194	173	aluminium /	0.2	30	500	3	G¼	FG-02V
89	293	269	automatic drain	0.8	60	1000		G¾	FG-03V
89	293	269		0.8	108	1800		G½	FG-04V
89	293	269		0.8	132	2200		G¾	FG-A6V
109	393	359		1.8	180	3000		G¾	FG-06V
109	393	359		1.8	270	4500		G1	FG-08V
109	540	506		2.7	372	6200		G1¼	FG-10V
109	540	506		2.7	432	7200		G1½	FG-1AV
150	576	535		4.9	732	12200		G1½	FG-12V
150	954	913		8.0	1050	17500		G2	FG-16V
188	759	703		10.3	1800	30000		G2½	FG-20V
188	939	903		12.7	2220	37000		G3	FG-24V



Micro fine filter 1 µm					with automatic drain, 99,9999% filtration efficiency residual oil ≤ 0.1 mg/m³, max. 16 bar			FG. Z	
69	194	173	aluminium /	0.2	30	500	1	G¼	FG-02Z
89	293	269	automatic drain	0.8	60	1000		G¾	FG-03Z
89	293	269		0.8	108	1800		G½	FG-04Z
89	293	269		0.8	132	2200		G¾	FG-A6Z
109	393	359		1.8	180	3000		G¾	FG-06Z
109	393	359		1.8	270	4500		G1	FG-08Z
109	540	506		2.7	372	6200		G1¼	FG-10Z
109	540	506		2.7	432	7200		G1½	FG-1AZ
150	576	535		4.9	732	12200		G1½	FG-12Z
150	954	913		8.0	1050	17500		G2	FG-16Z
188	759	703		10.3	1800	30000		G2½	FG-20Z
188	939	903		12.7	2220	37000		G3	FG-24Z



## Special options, add the appropriate letter

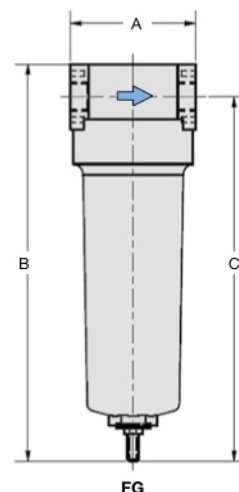
differential pressure gauge	FG-... D
replacement indicator	FG-... E
further sizes	

## Accessories, enclosed

set of mounting brackets made of steel	for G¼	BW00-52
	for G¾ to G¾ (A6)	BW00-53
	for G¾ (06) to G1½	BW00-54
	for G1½ (12) and G2	BW00-55
	for G2½ and G3	BW00-56

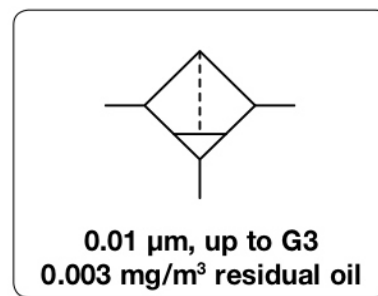
Flow rate conversion factor for other operating pressures																
operating pressure bar	1	2	3	4	5	6	7	8	9	10	11	12	13	14	15	16
factor	0.25	0.38	0.5	0.65	0.75	0.88	1	1.13	1.25	1.38	1.5	1.63	1.75	1.88	2	2.13

\*1 at 7 bar operating pressure and open outlet. Pressure drop in new condition: 20 mbar on pre-filter and 30 mbar on universal filter. The maximum permissible flow rate is 10% higher than the indicated value.



## FG - Microfiltration à charbon actif

	Super fine filter X	Activated Carbon Filter A
<b>Description</b>	The filter separates oil, water and solid impurities from compressed air or non-corrosive gases. It is resistant to mineral and synthetic oils.	Air filtered with this combination is virtually free from oil and odours.
<b>Filter element</b>	0.01 µm incoming flow from inside to outside	0.01 µm incoming flow from inside to outside
<b>Filtration efficiency</b>	99.99999% based on 0.01 µm particle size residual oil content ≤ 0.01 mg/m <sup>3</sup> at 7 bar and 20 °C/68 °F	residual oil content ≤ 0.03 mg/m <sup>3</sup> bei 7 bar and 20 °C/68 °F
<b>Filter change</b>	Cleaning required as from 0.35 bar differential pressure, at the latest after 3 months.	Cleaning required as from 0.35 bar differential pressure, at the latest after 3 months.
<b>Drainage</b>	automatic drain as standard, optionally manual drain	manual drain as standard
<b>Temperature range</b>	1 °C to 65 °C / 34 °F to 149 °F	1 °C to 30 °C / 34 °F to 86 °F
<b>Operating pressure</b>	max. 16 bar	
<b>Material</b>	Body/Bowl: chromated and powder-coated cast aluminium	



Dimensions			Bowl		Flow	Filter	Connection	Order
A	B	C	Design	Capacity	rate	element	thread	number
mm	mm	mm	of / with	l	m <sup>3</sup> /h*1	µm	G	

Super fine filter 0.01 mg/m <sup>3</sup> residual oil						with automatic drain, max. 16 bar 99,99999%, at 0.01 µm		FG. X	
69	194	173	aluminium /	0.2	30	500	0.01	G¼	FG-02X
89	293	269	manual drain	0.8	60	1000		G¾	FG-03X
89	293	269		0.8	108	1800		G½	FG-04X
89	293	269		0.8	132	2200		G¾	FG-A6X
109	393	359		1.8	180	3000		G¾	FG-06X
109	393	359		1.8	270	4500		G1	FG-08X
109	540	506		2.7	372	6200		G1¼	FG-10X
109	540	506		2.7	432	7200		G1½	FG-1AX
150	576	535		4.9	732	12200		G1½	FG-12X
150	954	913		8.0	1050	17500		G2	FG-16X
188	759	703		10.3	1800	30000		G2½	FG-20X
188	939	903		12.7	2220	37000		G3	FG-24X



Activated carbon filter 0.003 mg/m <sup>3</sup> residual oil						with manual drain, max. 16 bar		FG. A	
69	185	164	aluminium /	0.2	30	500	activated carbon	G¼	FG-02A
89	284	260	manual drain	0.8	60	1000		G¾	FG-03A
89	284	260		0.8	108	1800		G½	FG-04A
89	284	260		0.8	132	2200		G¾	FG-A6A
109	384	350		1.8	180	3000		G¾	FG-06A
109	384	350		1.8	270	4500		G1	FG-08A
109	531	497		2.7	372	6200		G1¼	FG-10A
109	531	497		2.7	432	7200		G1½	FG-1AA
150	567	526		4.9	732	12200		G1½	FG-12A
150	945	904		8.0	1050	17500		G2	FG-16A
188	748	694		10.3	1800	30000		G2½	FG-20A
188	930	894		12.7	2220	37000		G3	FG-24A



### Special options, add the appropriate letter

differential pressure gauge	FG-... D
replacement indicator	FG-... E
further sizes	

### Accessories, enclosed

set of mounting brackets made of steel	for G¼	BW00-52
	for G¾ to G¾ (A6)	BW00-53
	for G¾ (06) to G1½	BW00-54
	for G1½ (12) and G2	BW00-55
	for G2½ and G3	BW00-56

Flow rate conversion factor for other operating pressures																
operating pressure bar	1	2	3	4	5	6	7	8	9	10	11	12	13	14	15	16
factor	0.25	0.38	0.5	0.65	0.75	0.88	1	1.13	1.25	1.38	1.5	1.63	1.75	1.88	2	2.13

\*1 at 7 bar operating pressure and open outlet. Pressure drop in new condition: **50 mbar** on fine filter and **90 mbar** on super fine filter. The maximum permissible flow rate is 10% higher than the indicated value.

