R750 - Booster piloté en pression avec rapport d'amplification de 1:1 à 1:6, pour air comprimé ou gaz

Description	The volume booster with transmission ratio amplifies the outlet pressure at a 1:1 up to 1:6 ratio by a pneumatic pilot pressure, which has no constant bleed. That signal pressure has the same function as a spring in a common regulator: generating counter pressure on the diaphragm. This force is compensated by the outlet pressure on the diaphragm's bottom side. The ratio of pilot pressure to outlet pressure depends on the size of the operating diaphragms.
Media	compressed air or non-corrosive gases — **Supply pressure** max. 17 bar
Pilot pressure	max. 10 bar at 1:1 ratio, 5 bar at 1:2, 3.3 bar at 1:3, 1.7 bar at 1:6, pilot port G¼
Accuracy	at supply variation of 3.5 bar: < 7 mbar 1:1, < 10 mbar 1:2, < 21 mbar 1:3, < 41 mbar at 1:6 response sensitivity: < 2 mbar 1:1, < 3 mbar 1:2, < 17 mbar 1:3, < 23 mbar at 1:6
Air consumption	max. 3 l/min, subject to outlet pressure
Relieving function	relieving
Relief capacity	170 l/min at 1.5 bar outlet and 0.7 bar overpressure above setpoint
Gauge port	on both sides of the body, thread equal to regulator thread — **Mounting position** any
Temperature range	0 °C to 70 °C / 32 °F to 158 °F, for appropriately conditioned compressed air down to -40 °C / -40 °F
Material	Body: zinc die-cast Elastomer: NBR/Buna-N Inner valve: brass and stainless steel

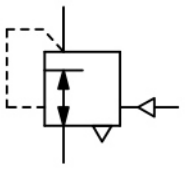

G¼ and G⅜, 1000 l/min
1:1 up to 1:6

Dimensions A mm	B mm	C mm	K_v-value (m³/h)	Flow rate m³/h*1	l/min*1	Connection thread G	Signal pressure max. bar	Transmission ratio signal : outlet	Order number
Booster							with transmission ratio, relieving, with constant bleed,	supply pressure max. 17 bar, pressure range 0...10 bar	**R750**
68	102	16	0.5	60	1000	G¼	10	1:1	**R750-02I**
							5.0	1:2	**R750-02K**
							3.3	1:3	**R750-02C**
							1.7	1:6	**R750-02M**
68	102	16	0.5	60	1000	G⅜	10	1:1	**R750-03I**
							5.0	1:2	**R750-03K**
							3.3	1:3	**R750-03C**
							1.7	1:6	**R750-03M**

R750

Special options, add the appropriate letter

negative bias	factory-set to -0,3 bar	R750-0. . **Y**
NPT	connection thread	R750-0. . **N**
tapped exhaust	connection thread G¼	R750-0. . **X12**

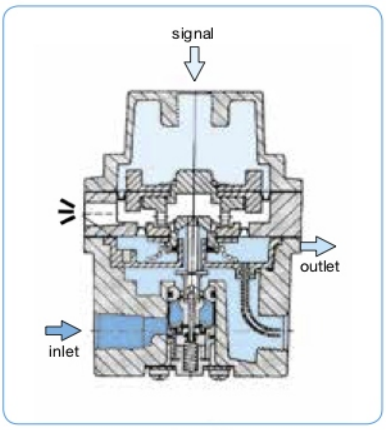

cross-section

Accessories, enclosed

pressure gauge	Ø 50 mm, 0...*2 bar, G¼	**MA5002-..*2**
mounting bracket	made of steel	**BW00-33**

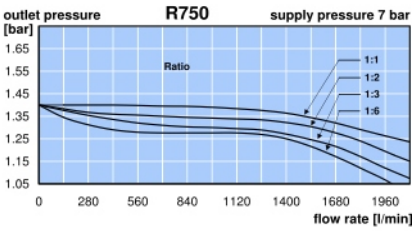

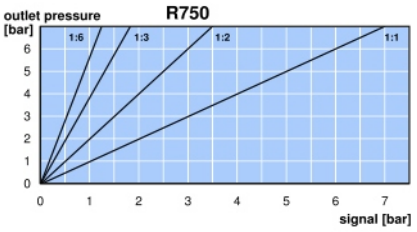

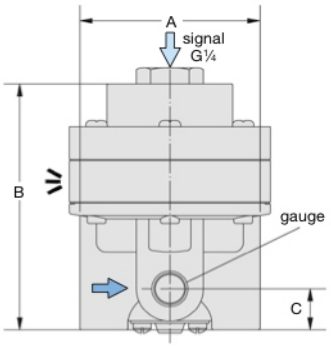

R750

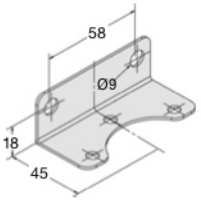

BW00-33

*1 at 7 bar supply pressure and 1.4 bar outlet pressure
*2 **02** = 0...2.5 bar, **04** = 0...4 bar, **06** = 0...6 bar, **10** = 0...10 bar, **16** = 0...16 bar

ALPHA AUTOMATISMES

ALPHA AUTOMATISMES Sarl
7, rue des Bouchers - 14400 BAYEUX - FRANCE
email : ventes@alpha-automatismes.com - Tél : 02 31 21 07 85 - Fax : 02 31 21 07 88
www.alpha-automatismes.com