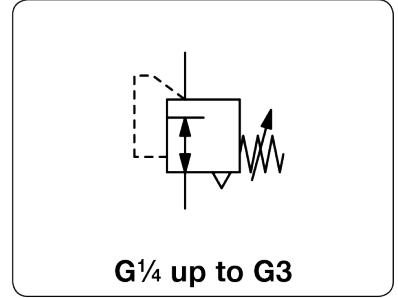


R119 - Régulateur de pression, standard, universel, G1/4 à G3, 21 bar

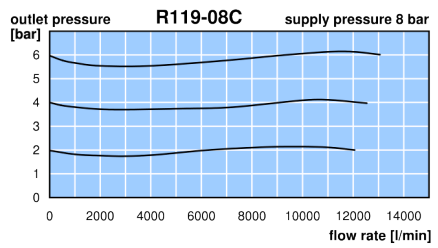
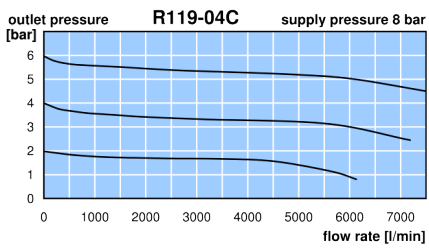
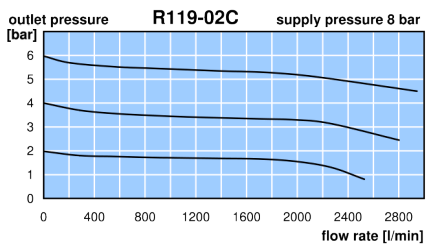
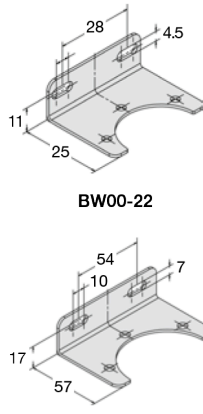
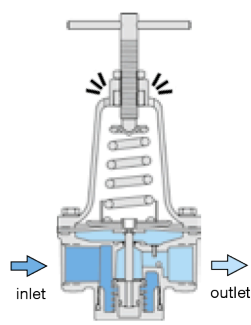
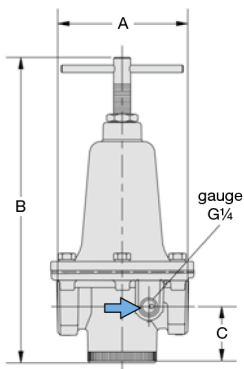
R119 - Standard Pressure Regulator

Description	High-capacity diaphragm regulator of solid design suitable for many applications. Ideal for installations where constant line pressure at wide flow variations. From size G2 on it is a pilot-operated piston regulator with an excellent regulation characteristic curve.	
Media	compressed air or non-corrosive gases	
Supply pressure	max. 21 bar	
Air consumption	from size G2 on the regulator's air consumption is about 0.1 l/min.	
Adjustment	by T-handle with locknut from size G2 on by plastic knob with snap-lock on the pilot regulator up to size G1½ optionally by handwheel for control panel integration	
Relieving function	relieving, optionally non-relieving	
Gauge port	G1/4 on both sides of the body, screw plugs supplied	Mounting position any
Temperature range	0 °C to 50 °C / 32 °F to 122 °F, for appropriately conditioned compressed air down to -30 °C / -22 °F	
Material	Body: zinc die-cast Diaphragm: NBR/Buna-N	Inner valve: brass Bottom screw: reinforced nylon



Dimensions			K _v -value	Flow rate		Connection thread	Pressure range	Order number
A	B	C		m³/h	l/min*1			
mm	mm	mm	(m³/h)	m³/h*1	l/min*1	G	bar	

„Standard“ pressure regulator							supply pressure max. 21 bar, relieving, without pressure gauge		R119
70	157	35	1.5	150	2500	G1/4	0.2 ... 1.8		R119-02A
							0.2 ... 4.0		R119-02B
							0.3 ... 9.0		R119-02C
							0.5 ... 17		R119-02D
70	157	35	1.7	168	2800	G3/8	0.2 ... 1.8		R119-03A
							0.2 ... 4.0		R119-03B
							0.3 ... 9.0		R119-03C
							0.5 ... 17		R119-03D
83	172	38	3.6	360	6000	G1/2	0.2 ... 1.8		R119-04A
							0.2 ... 4.0		R119-04B
							0.3 ... 9.0		R119-04C
							0.5 ... 17		R119-04D
113	265	49	5.4	540	9000	G3/4	0.3 ... 9.0		R119-06C
							0.5 ... 17		R119-06D
113	265	49	6.0	600	10000	G1	0.3 ... 9.0		R119-08C
							0.5 ... 17		R119-08D



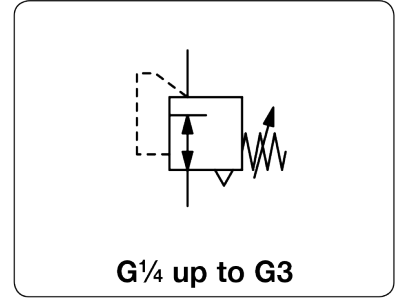
*1 at 8 bar supply pressure, 6 bar outlet pressure and 1 bar pressure drop



R119 - Régulateur de pression, standard, universel, G1/4 à G3, 21 bar

R119 - Standard Pressure Regulator

Description	High-capacity diaphragm regulator of solid design suitable for many applications. Ideal for installations where constant line pressure at wide flow variations. From size G2 on it is a pilot-operated piston regulator with an excellent regulation characteristic curve.	
Media	compressed air or non-corrosive gases	
Supply pressure	max. 21 bar	
Air consumption	from size G2 on the regulator's air consumption is about 0.1 l/min.	
Adjustment	by T-handle with locknut from size G2 on by plastic knob with snap-lock on the pilot regulator up to size G½ optionally by handwheel for control panel integration	
Relieving function	relieving, optionally non-relieving	
Gauge port	G¼ on both sides of the body, screw plugs supplied	Mounting position any
Temperature range	0 °C to 50 °C / 32 °F to 122 °F, for appropriately conditioned compressed air down to -30 °C / -22 °F	
Material	Body: zinc die-cast Diaphragm: NBR/Buna-N	Inner valve: brass Bottom screw: reinforced nylon



Dimensions			Kv-value	Flow rate	Connection thread	Pressure range	Order number
A	B	C					
mm	mm	mm	(m³/h)	m³/h*1 l/min*1	G	bar	

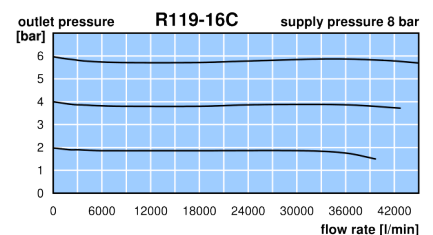
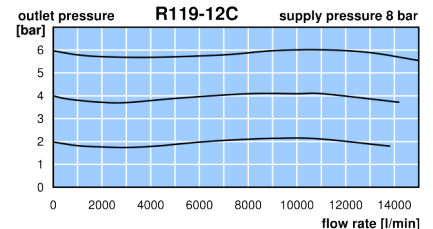
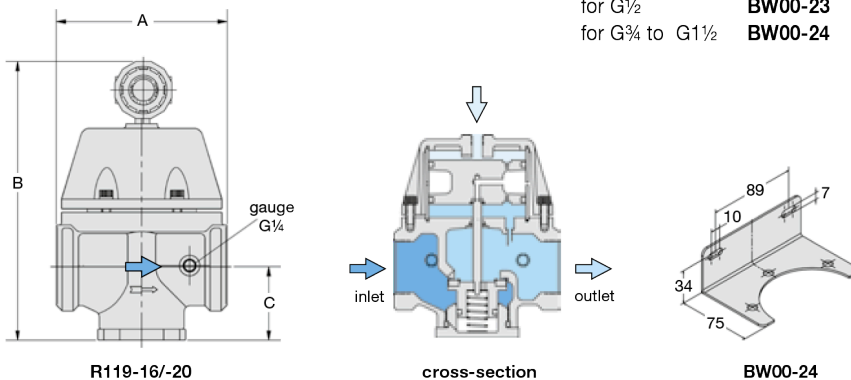
„Standard“ pressure regulator							supply pressure max. 21 bar, relieving, without pressure gauge	R119
126	275	48	7.2	720	12000	G1½	0.3 ... 9.0 0.5 ... 17	R119-12C R119-12D
186	300	79	35.4	2520	42000	G2	0.2 ... 1.8 0.2 ... 4.0 0.3 ... 9.0 0.5 ... 17	R119-16A R119-16B R119-16C R119-16D
186	300	79	37.1	2640	44000	G2½	0.2 ... 1.8 0.2 ... 4.0 0.3 ... 9.0 0.5 ... 17	R119-20A R119-20B R119-20C R119-20D
214	360	95	56.0	6600	110000	G3	0.2 ... 1.8 0.2 ... 4.0 0.3 ... 9.0 0.5 ... 17	R119-24A R119-24B R119-24C R119-24D



Special options, add the appropriate letter		
NPT	connection thread	R119-...N
non-relieving	without relieving function	for G¼ to G2½ R119-...K for G3 R119-24.K
FKM elastomer		for G¼ to G1½ R119-...X64 for G3 R119-24.X64
panel mounting	with handwheel, hole diameter 16 mm	for G¼ to G½ R119-...P
flange connection	see chapter SST devices / flanges	R119-...F.
PWIS-free	for painting plants	R119-...LA



Accessories, enclosed		
pressure gauge	Ø 50 mm, 0...*2 bar, G¼ Ø 63 mm, 0...*2 bar, G¼	for G¼ to G½ MA5002-..*2 for G¾ to G2½ MA6302-..*2
mounting bracket	made of steel	for G¼ and G¾ BW00-22 for G½ BW00-23 for G¾ to G1½ BW00-24



*1 at 8 bar supply pressure, 6 bar outlet pressure and 1 bar pressure drop
*2 02 = 0...2.5 bar, 04 = 0...4 bar, 06 = 0...6 bar, 10 = 0...10 bar, 16 = 0...16 bar