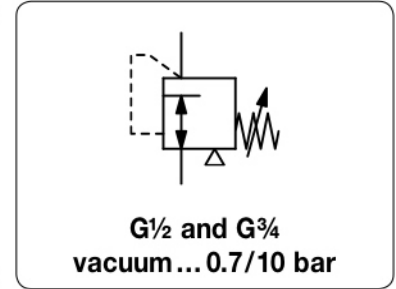


R251 - Régulateur de pression négative, de précision, pour air et gaz non corrosifs, sans consommation

Description	Diaphragm vacuum regulator ensuring high precision in both vacuum and positive pressure range.		
Media	compressed air or non-corrosive gases		
Supply pressure	max. 17 bar		
Accuracy	response sensitivity: < 2.5 mbar		
Adjustment	by handwheel with locknut		
Air consumption	without constant bleed		
Flow rate	800 l/min*1 in vacuum range,	4200 l/min*2 in positive pressure range	
Gauge port	G $\frac{1}{4}$ on both sides of the body, screw plugs supplied		
Mounting position	any		
Temperature range	-40 °C to 90 °C / -40 °F to 194 °F		
Material	Body: aluminium die-cast	Inner valve: stainless steel and brass	
	Elastomer: NBR/Buna-N		



Dimensions				K _v value	Flow rate		Connection thread	Vacuum range	Order number
A	B	C	D		m ³ /h	l/min*1			

Vacuum pressure regulator									supply pressure max. 17 bar, without constant bleed	R251
87	238	40	98	2,5	48	800	G $\frac{1}{2}$	-1 ... +0.7		R251-04A
								-1 ... +2.0		R251-04B
								-1 ... +10		R251-04D
87	238	40	98	2,5	48	800	G $\frac{3}{4}$	-1 ... +0.7		R251-06A
								-1 ... +2.0		R251-06B
								-1 ... +10		R251-06D



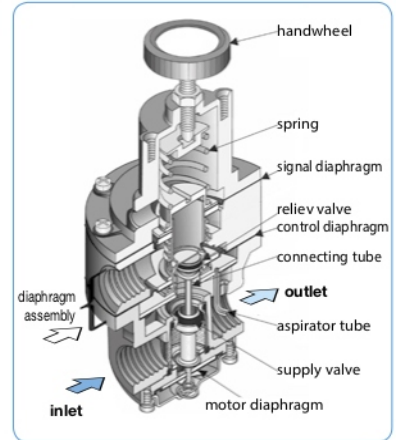
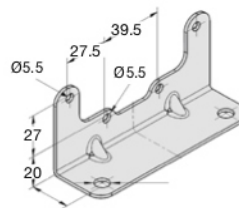
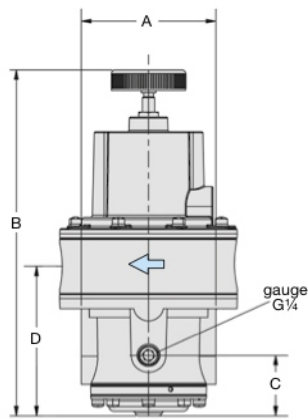
R251

Special options, add the appropriate letter

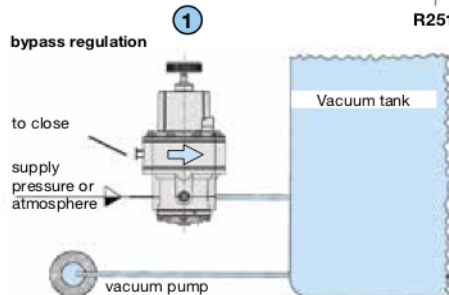
NPT	connection thread	R251-0...N
tamper-proof cap	made of aluminium, adjustment by screwdriver, total height 240 mm	R251-0...T
FKM elastomer		R251-0...V

Accessories, enclosed

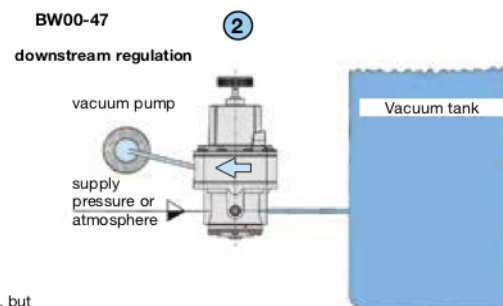
pressure gauge	Ø 63 mm, -1 ... 0 bar, G $\frac{1}{4}$	MA6302-00
mounting bracket	made of steel	BW00-47



**cross section
connection for downstream regulation**



1 **Bypass regulation**
Upstream installation is preferred when rapid exhaust of a tank or system is required. That way the vacuum pump acts directly upon the tank and is not being throttled by the vacuum regulator.



2 **Downstream regulation**
The regulator is located between the pump and the tank. The vacuum pump is energy-saving and it is easy to fill the tank to its optimal level with pressure or vacuum.

*1 for compressed air at -0.98 bar supply pressure and 0 bar outlet pressure
*2 for compressed air at 7 bar supply pressure and 1.4 bar outlet pressure