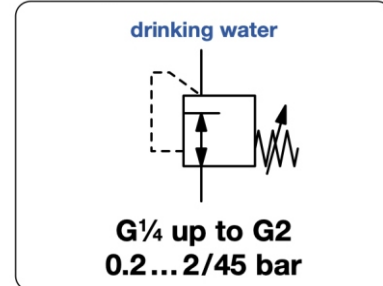


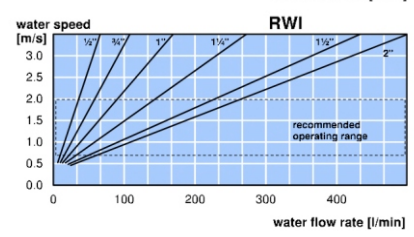
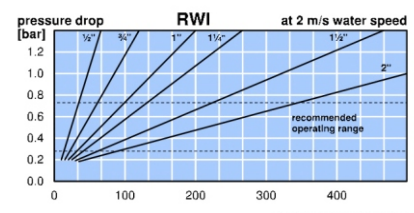
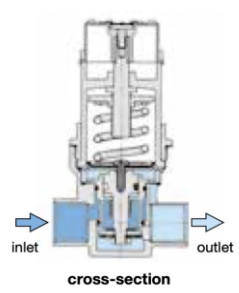
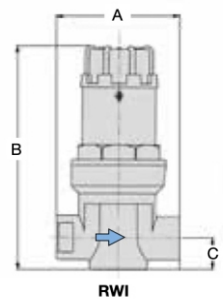
RWI - Détendeur de pression en bronze pour l'eau et l'eau potable, mais également compatible avec l'air comprimé et les gaz neutres

Description	Regulator independent of inlet pressure, made of gunmetal, with strainer of stainless steel. Regulators up to 10 bar outlet pressure equipped with diaphragm, all others are piston-operated. particularly all regulators RWI-...C with outlet range 1.5 ...6 bar	
Drinking water Media	preferably water or drinking water, but also compressed air, neutral liquids and non-corrosive gases. Especially suitable for compressed air are regulators RWI-...D. It has to be considered that these regulators are non-relieving.	
Pressure difference Reduction ratio	1 bar, between inlet and outlet pressure	Mounting position any, preferably vertical
Gauge port ATEX PED	between supply and outlet pressure should not be greater than: 20:1 for RWI-...A, 10:1 for RWI-...D, 6:1 for RWI-...G/H, 3:1 for RWI-...I	
Temperature range	G $\frac{1}{4}$ on both sides of the body for outlet pressure, ports are closed with screw plugs. according to ATEX2014/34/EU, EN1127, EN13463 for zone 1, 2, 21 and 22 according to EU directives DGRL/PED for liquids and gases of group 2	Screw standard according to DIN ISO 228
Material	0 °C to 80 °C / 32 °F to 176 °F see opposite page	



Dimensions			Flow rate	Kvs-	Nominal	Connection	Pressure		Order
A	B	C	recommended	value	size	thread	inlet	outlet	number
mm	mm	mm	(m ³ /h)*1	(m ³ /h)*2	DN	G	max. bar	bar	

Regulator with female thread							gunmetal, NBR/Buna-N drinking water: RWI-...C	RWI		
70	186	46	0.2	0.5	DN8	G $\frac{1}{4}$	25	0.2 ... 2	2	RWI-02A
	167	47					25	1.5 ... 8	8	RWI-02D
	188	47					40	2.0 ... 20	20	RWI-02H
	191	48					60	20 ... 45	45	RWI-02I
70	186	46	0.2	0.6	DN10	G $\frac{3}{8}$	25	0.2 ... 2	2	RWI-03A
	167	47					25	1.5 ... 8	8	RWI-03D
	188	47					40	2.0 ... 20	20	RWI-03H
	191	48					60	20 ... 45	45	RWI-03I
85	154	27	1.3	2.9	DN15	G $\frac{1}{2}$	16	0.2 ... 2	2	RWI-04A
	168	27	1.3	2.9			25	0.5 ... 4	4	RWI-04B
	168	27	1.3	2.9			25	1.5 ... 6	6	RWI-04C
	189	47	0.5	1.2			25	1.5 ... 8	8	RWI-04D
	163	27	1.3	2.9			25	1.5 ... 10	10	RWI-04E
	182	27	1.3	2.9			25	1.5 ... 12	12	RWI-04F
	233	27	1.3	2.9			25	2.0 ... 20	20	RWI-04G
	229	47	0.5	1.2			40	2.0 ... 20	20	RWI-04H
	218	47	0.5	1.2			60	20 ... 45	45	RWI-04I
95	157	27	2.3	3.9	DN20	G $\frac{3}{4}$	16	0.2 ... 2	2	RWI-06A
	169	27	2.3	3.8			25	0.5 ... 4	4	RWI-06B
	169	27	2.3	3.9			25	1.5 ... 6	6	RWI-06C
	190	47	0.6	1.3			25	1.5 ... 8	8	RWI-06D
	164	27	2.3	3.9			25	1.5 ... 10	10	RWI-06E
	182	27	2.3	3.9			25	1.5 ... 12	12	RWI-06F
	234	27	2.3	3.9			25	2.0 ... 20	20	RWI-06G
	229	47	0.6	1.3			40	2.0 ... 20	20	RWI-06H
85	224	48	0.6	1.3			60	20 ... 45	45	RWI-06I
105	156	29	3.6	5.4	DN25	G1	16	0.2 ... 2	2	RWI-08A
105	170	29	3.6	5.2			25	0.5 ... 4	4	RWI-08B
105	170	29	3.6	5.4			25	1.5 ... 6	6	RWI-08C
95	242	56	0.7	1.6			25	1.5 ... 8	8	RWI-08D
105	164	29	3.6	5.4			25	1.5 ... 10	10	RWI-08E
105	184	29	3.6	5.4			25	1.5 ... 12	12	RWI-08F
105	235	29	3.6	5.4			25	2.0 ... 20	20	RWI-08G
95	256	55	0.7	1.6			40	2.0 ... 20	20	RWI-08H



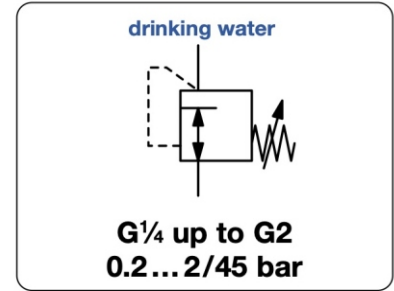
*1 at 2 m/s water speed *2 for compressed air the flow is 70 times greater

* Product group



RWI - Détendeur de pression en bronze pour l'eau et l'eau potable, mais également compatible avec l'air comprimé et les gaz neutres

		Material									
Regulator	RW	RWI...A	RWI...B	RWI...C	RWI...D	RWI...E	RWI...F	RWI...G	RWI...H	RWI...I	
Nominal size	DN	DN8-10	DN15-80	DN15-50	DN8-50	DN15-50	DN15-50	DN15-50	DN8-50	DN8-20	
Body	all	gunmetal CnSn5Zn5Pb2-C-GS / CC499K (Rg5)									
Spring cage	< DN32	Ms (< DN25)	PA	Ms	PA	Ms (< DN25)	Ms	Ms (< DN25)			
	> DN40	-	Rg	GG	GG	GG (> DN32)	GG	GG (> DN32)			
Seals	all	NBR/Buna N									
Diaphragm	< DN25	CR	NBR/Buna N			CR	NBR/Buna-N				
	> DN32		NBR/Buna N			CR	NBR/Buna-N				
Spring cage	< DN32	Ms	Ms, SS, Ho			Ms	Ms, SS, Ho (< DN25 Ms)				
	> DN40	-	Ms, SS			Ms, Rg, SS	Ms, SS				
Reg. assembly	< DN32	cartridge		valve seat		cartridge		valve seat			
removable	> DN40										
Legend:		Ms: brass	SS: stainless steel	Rg: gunmetal	GG: grey cast iron	Ho: Hostaform C					



Dimensions			Flow rate	Kvs-	Nominal	Connection	Pressure		Order	
A	B	C	recommended	value	size	thread	inlet	outlet	number	B*
mm	mm	mm	(m ³ /h)*1	(m ³ /h)*2	DN	G	max. bar	bar		

Regulator with female thread							gunmetal, NBR/Buna-N drinking water: RWI...C		RWI	
120	174	47	5.8	6.1	DN32	G1 $\frac{1}{4}$	16	0.2 ... 2	2	RWI-10A
120	187	47	5.8	6.0			25	0.5 ... 4	4	RWI-10B
120	186	47	5.8	6.1			25	1.5 ... 6	6	RWI-10C
104	323	61	3.0	4.2			25	1.5 ... 8	8	RWI-10D
120	182	47	5.8	6.1			25	1.5 ... 10	10	RWI-10E
120	200	47	5.8	6.1			25	1.5 ... 12	12	RWI-10F
120	252	47	5.8	6.1			25	2.0 ... 20	20	RWI-10G
104	385	61	3.0	4.2			40	1.5 ... 20	20	RWI-10H
150	371	60	9.0	9.0	DN40	G1 $\frac{1}{2}$	16	0.2 ... 2	2	RWI-12A
150	301	60	9.0	9.0			25	0.5 ... 4	4	RWI-12B
150	293	52	9.0	9.0			25	1.5 ... 6	6	RWI-12C
108	323	61	3.2	4.5			25	1.5 ... 8	8	RWI-12D
150	365	52	9.0	9.0			25	1.5 ... 10	10	RWI-12E
150	361	60	9.0	9.0			25	1.5 ... 12	12	RWI-12F
150	386	60	9.0	9.0			25	2.0 ... 20	20	RWI-12G
108	392	61	3.2	4.5			40	1.5 ... 20	20	RWI-12H
160	371	60	14	13	DN50	G2	16	0.2 ... 2	2	RWI-16A
160	301	60	14	13			25	0.5 ... 4	4	RWI-16B
160	293	52	14	13			25	1.5 ... 6	6	RWI-16C
147	378	72	6.9	7.2			25	1.5 ... 8	8	RWI-16D
160	365	52	14	13			25	1.5 ... 10	10	RWI-16E
160	361	60	14	13			25	1.5 ... 12	12	RWI-16F
160	386	60	14	13			25	2.0 ... 20	20	RWI-16G
147	421	72	6.9	7.2			40	1.5 ... 20	20	RWI-16H

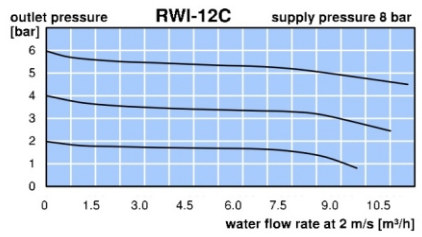
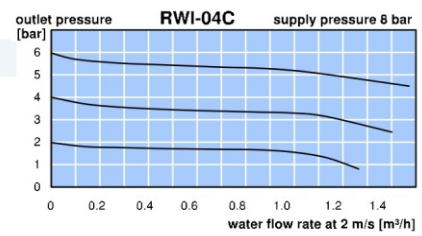
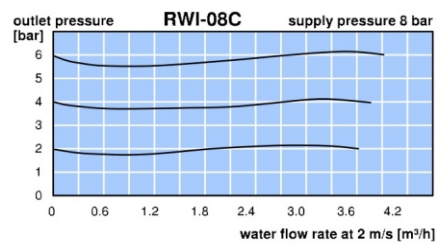
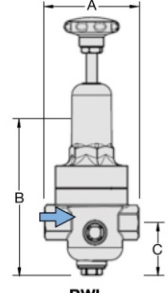


Special options, add the appropriate letter

NPT connection thread RWI-...N
 Elastomer CR: C FKM: V RWI-...V
 for different media warm-, hot-, and see water, acids, bases, oil, petrol RWI-...X
 glue, food, foam, gases etc.

Accessories, enclosed

pressure gauge Ø 50 mm, 0...^{*3} bar, G $\frac{1}{4}$ up to G $\frac{1}{2}$ MA5002-...^{*3}
 Ø 63 mm, 0...^{*3} bar, G $\frac{1}{4}$ from G $\frac{3}{4}$ MA6302-...^{*3}
 Ø 50/Ø 63 mm, 0...25 bar, G $\frac{1}{4}$ für G $\frac{1}{4}$ up to G2 MA ..02-25
 Ø 50/Ø 63 mm, 0...60 bar, G $\frac{1}{4}$ für G $\frac{1}{4}$ up to G $\frac{3}{4}$ MA ..02-60



*1 at 2 m/s water speed *2 for compressed air the flow is 70 times greater
^{*3} 02 = 0...2 bar, 04 = 0...4 bar, 06 = 0...6 bar, 10 = 0...10 bar, 16 = 0...16 bar, 25 = 0...25 bar, 60 = 0...60 bar

* Product group

