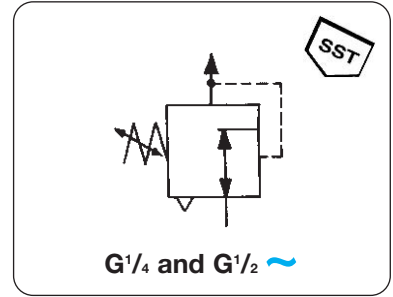


# Stainless Steel Pressure Regulator

R10 / R364

<b>Description</b>	Stainless steel pressure regulator with diaphragm meets NACE specifications and is built to withstand the toughest and most corrosive of environments.		
<b>Application</b>	Marine and offshore facilities, chemical and petroleum plants, process industries, pollution control, instrumentation, medicine, pulp and paper mills, wastewater treatment.		
<b>Adjustment</b>	Plastic knob, tamper-proof, snap-lock, removable		
<b>Supply pressure</b>	max. 24 bar / 300 psi		
<b>Relieving</b>	as standard, non-relieving as option required for liquids		
<b>Gauge port</b>	1/2" on both sides of the body, plug supplied		
<b>Temperature range</b>	0 °C to 80 °C / 32 °F to 180 °F		
<b>Materials</b>	Body, inner valve: 316 stainless steel Bottom plug, spring: 316 stainless steel	Diaphragm, seals: FPM/Viton Spring cage: Celcon	



Dimensions	Description	K <sub>v</sub> -value	Flow rate water	Flow rate air	Connect. thread	Pressure range	Order number
A B C		(m <sup>3</sup> /h)	l/min*	l/min*	G	bar	

## "Mini" pressure regulator V4A / 316 body, Viton diaphragm supply pressure max. 24 bar **R364** ~

40	73	13	relieving for compressed air	0.4	-	450	G 1/4	0 ... 1.8 0 ... 4 0 ... 9	<b>R364-02AS</b> <b>R364-02BS</b> <b>R364-02CS</b>
40	73	13	non-relieving for water	0.4	7	450	G 1/4	0 ... 1.8 0 ... 4 0 ... 9	<b>R364-02AKS</b> <b>R364-02BKS</b> <b>R364-02CKS</b>



R354

R364

## "Midi" pressure regulator V4A / 316 body, Viton diaphragm supply pressure max. 24 bar **R10** ~


62	125	35	relieving for compressed air	2.6	-	3000	G 1/2	0 ... 4 0 ... 9 0 ... 17	<b>R10-04BS</b> <b>R10-04CS</b> <b>R10-04DS</b>
62	125	35	non-relieving for water	2.7	45	3000	G 1/2	0 ... 4 0 ... 9 0 ... 17	<b>R10-04BKS</b> <b>R10-04CKS</b> <b>R10-04DKS</b>

## Special options add the appropriate letter **Accessories**

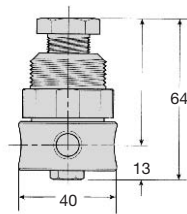
<b>SS spring cage</b>	B547-0030-SS	B547-030-SS	<b>5</b>	R 354-0 . . . .
<b>fibre-glass cage</b>	SAR05Y3		<b>X82</b>	R 364-02 . . . X82
<b>pressure gauge</b>	Ø40, G 1/4 for R364	Ø50, G 1/4 for R10	<b>G</b>	R . . -02 . . . G
<b>plastic nut</b>	R05X51 for R364	R10X51 for R10	<b>P</b>	R . . -0 . . . P
<b>aluminium nut</b>	R05X51A for R364	R10X51A for R10	<b>Q</b>	R . . -0 . . . Q
<b>steel bracket + nut</b>	SA161X57 for R364	SAR10Y57 for R10	<b>X</b>	R . . -0 . . . X
<b>mtg. bracket + nut</b>	SAR-R3027 stainless steel	for R10	<b>Y</b>	R10 -04 . . . Y
<b>NPT thread</b>		for all	<b>N</b>	R . . -0 . . . N
<b>Teflon diaphragm for oxygen</b>	clean	for R364	<b>X9</b>	R 364-02 . . . X9
		for all	<b>L</b>	R . . -0 . . . L



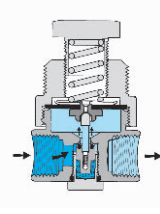
R10



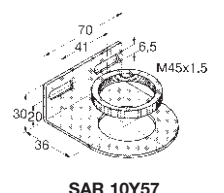
SA 161 X 57



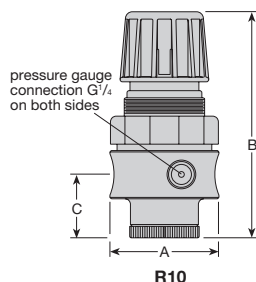
R354



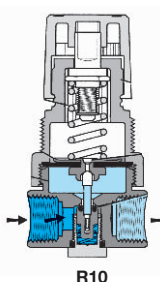
R354



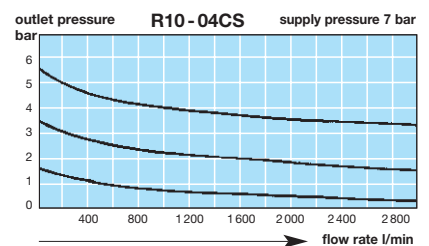
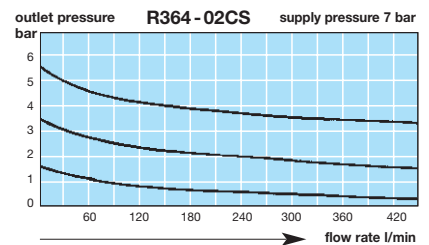
SAR 10Y57



R10



R10



\* at 7 bar supply pressure and 6 bar outlet pressure, compressed air

<b>For your information:</b>	1 bar: 14.5 psi 1 psi: 0.069 bar	1 l/min: 0.035 scfm 1 scfm: 28.3 l/min	1 mm: 0.039 inch 1 inch: 25.4 mm	Pressure gauge: see end of chapter
------------------------------	-------------------------------------	---	-------------------------------------	------------------------------------

**Order example:**  
R364-02CS