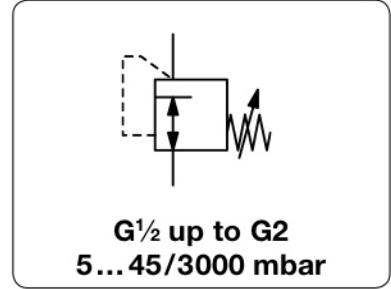


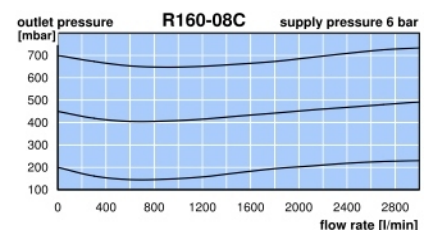
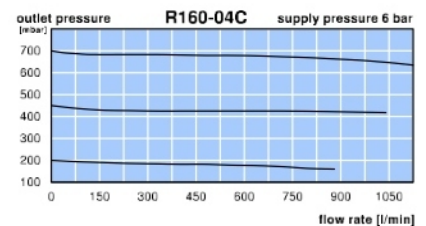
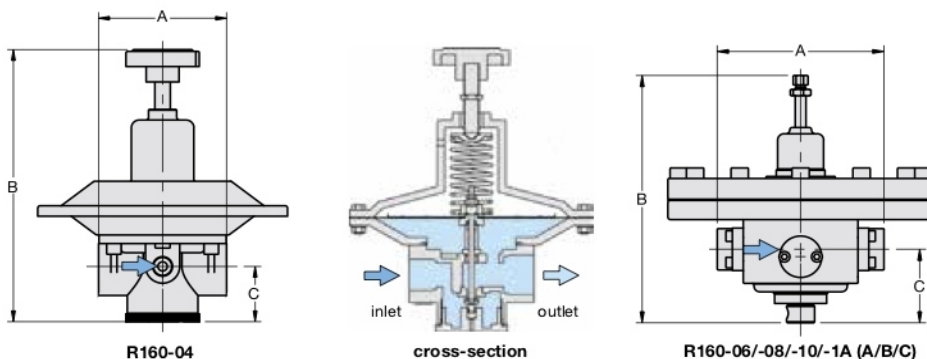
R160 - Régulateur basse pression universel, compatible avec de nombreux gaz, CO₂, Ar, N₂, He, H₂, CH₄, O₂, C₃H₈, N₂O ...

Description	Low pressure regulator with large diaphragm for good accuracy and high sensitivity.
Media	compressed air or non-corrosive gases
Supply pressure	max. 7 bar, min. 1 bar
Air consumption	without constant bleed
Adjustment	for G ¹ / ₂ and G ³ / ₄ : by handwheel with locknut from G1: by hexagon head screw with locknut
Relieving function	non-relieving
Gauge port	G ¹ / ₄ on both sides of the body, screw plug supplied
Mounting position	any
Temperature range	-20 °C to 80 °C / -4 °F to 176 °F
Material	Body: aluminium coated O-rings: NBR/Buna-N, optionally FKM or EPDM Diaphragm: NBR/Buna-N with PTFE coating Inner valve: stainless steel / brass Spring cage: stainless steel



Dimensions			K _v -value	Flow rate		P ₁ max. bar	Connection thread	Pressure range mbar	Order number
A	B	C		m ³ /h*1	l/min*1				

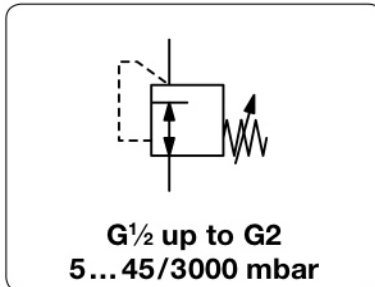
Low pressure regulator										supply pressure max. 6 / 7 bar, non-relieving, without constant bleed	R160
82	188	38	0.4	60	1000	6	G ¹ / ₂ *3	5... 45	R160-04A		
								20... 200	R160-04B		
								150... 700	R160-04C		
154	233	69	1.8	180	3000	7	G ³ / ₄	5... 45	R160-06A		
								10... 120	R160-06B		
								10... 400	R160-06C		
154	292	53						15... 700	R160-06D		
								200...1200	R160-06E		
154	233	69	1.8	180	3000	7	G1	5... 45	R160-08A		
								10... 120	R160-08B		
								10... 400	R160-08C		
154	292	53						15... 700	R160-08D		
								200...1200	R160-08E		
263	233	69	1.8	180	3000	7	G1 ¹ / ₄	5... 45	R160-10A		
								10... 120	R160-10B		
								10... 400	R160-10C		
263	292	53						15... 700	R160-10D		
								200...1200	R160-10E		
263	233	69	1.8	180	3000	7	G1 ¹ / ₂	5... 45	R160-1AA		
								10... 120	R160-1AB		
								10... 400	R160-1AC		
263	292	53						15... 700	R160-1AD		
								200...1200	R160-1AE		



*1 at 6 bar supply pressure and max. outlet pressure *2 see description above *3 thread at outlet G³/₄

R160 - Régulateur basse pression universel, compatible avec de nombreux gaz, CO₂, Ar, N₂, He, H₂, CH₄, O₂, C₃H₈, N₂O ...

Description	Low pressure regulator with large diaphragm for good accuracy and high sensitivity.
Media	compressed air or non-corrosive gases
Supply pressure	max. 7 bar, min. 1 bar
Air consumption	without constant bleed
Adjustment	for G ¹ / ₂ and G ³ / ₄ : by handwheel with locknut for G1: by hexagon head screw with locknut
Relieving function	non-relieving
Gauge port	G ¹ / ₄ on both sides of the body, screw plug supplied
Mounting position	any
Temperature range	-20 °C to 80 °C / -4 °F to 176 °F
Material	Body: aluminium coated O-rings: NBR/Buna-N, optionally FKM or EPDM Diaphragm: NBR/Buna-N with PTFE coating Inner valve: stainless steel / brass Spring cage: stainless steel



Dimensions			K _v	Flow rate	P ₁	Connection	Pressure range	Order number
A	B	C	value	m ³ /h*1	l/min*1	max. thread	mbar	
mm	mm	mm	(m ³ /h)			G		

Low pressure regulator								supply pressure max. 6 / 7 bar, non-relieving, without constant bleed		R160
215	472	128	5.7	480	8000	6	G ¹ / ₂	20... 50	150... 300	R160-12A
								50... 150	300... 3000	R160-12B
								150... 300		R160-12C
								300... 3000		R160-12D
215	472	128	5.7	480	8000	6	G2	20... 50	150... 300	R160-16A
								50... 150	300... 3000	R160-16B
								150... 300		R160-16C
								300... 3000		R160-16D



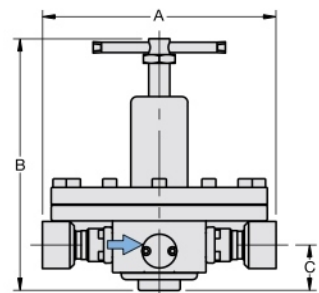
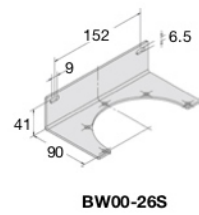
R160-12/-16

Special options, add the appropriate letter

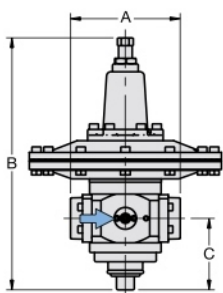
NPT	connection thread	for G1	to G2	R160-... N
SST inner parts	for ammonia NH ₃	for G ¹ / ₂	and G ¹ / ₂ (-1A)	R160-... 02
		for G ¹ / ₂ (-12)	and G2	R160-1... 02
FKM -o-ring	PTFE diaphragm			R160-... T
EPDM-o-ring				R160-... TE
EPDM-o-ring	FDA-approval			R160-... TD
carbon dioxide	CO ₂			R160-... 03
argon	Ar			R160-... 05
nitrogen	N ₂			R160-... 07
helium	He			R160-... 09
hydrogen	H ₂			R160-... 11
methane	CH ₄			R160-... 13
natural gas	*4			R160-... 14
oxygen	O ₂			R160-... 15
propane	C ₃ H ₈			R160-... 16
nitrous oxide	N ₂ O			R160-... 17
flange connection	see chapter for stainless steel devices			R160-... F.

Accessories, enclosed

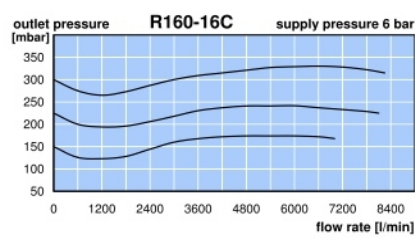
pressure gauge	Ø 63 mm, 0...*2 mbar, G ¹ / ₄ , capsule type, connection parts required	MA6302-... *2
	Ø 63 mm, 0...*2 bar, G ¹ / ₄ , Bourdon tube, connection parts required	MA6302-... *2
connection parts	for pressure gauge, made of brass, not for NH ₃	for G ¹ / ₂ AM-01
connection parts	for pressure gauge, made of stainless steel, for NH ₃	for G ¹ / ₂ AM-03S
mounting bracket	made of stainless steel	for G ¹ / ₂ BW00-26S



R160-06/-08/-10/-1A (D/E)



R160-12/-16



*1 at 6 bar supply pressure and max. outlet pressure
*2 B6 = 0...60 mbar, C2 = 0...160 mbar, C3 = 0...250 mbar, C4 = 0...400 mbar, 01 = 0...1 bar, 04 = 0...4 bar, 06 = 0...6 bar
*4 without DVGW approval

