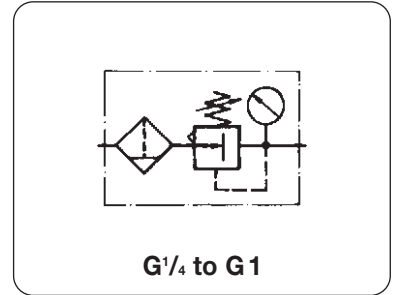


Description	Piston pressure regulator of modular design with exchangeable insert kits combined with compressed air filter. Can be connected to a lubricator without the use of double nipples. All "maxi" instruments are easy to take out of fixed piping by simply removing both fastening bolts.			
Filter element	40 µm, of propylene, as standard; 5 µm and 20 µm as option.			
Setting	With tamper-proof snap lock or T-handle and counter-nut			
Bowl	Bowl of zinc die-casting with sight glass, of 30 cl capacity			
Drain	Manual drain as standard, autodrain as option, maximum pressure 12 bar			
Pressure range	0 - 9 bar as standard, 0 - 4 bar or 0 - 17 bar as option			
Relieving	Relieving as standard, non-relieving as option			
Gauge ports	G ¹ / ₄ on both sides			
Supply pressure	max. 17 bar			
Temperature range	0 °C to 70 °C / 32 °F to 160 °F			
Material	Housing: zinc die-casting	Internal parts: brass	Piston: Celcon and NBR	Setting knob: acetal



Dimensions			Flow rate		Connection thread	Pressure range	Order number
A	B	C	m ³ /h*	l/min*	G	bar	

"Maxi" pressure filter regulator							40 µm, with tamper-proof cap, without gauge 30 cl metal bowl with sight glass	B20
89	289	175	130	2 100	G ¹ / ₄	0.2 ... 4 0.3 ... 9 0.5 ... 17	B20-02WJB B20-02WJC B20-02WJD	
89	289	175	170	2 800	G ³ / ₈	0.2 ... 4 0.3 ... 9 0.5 ... 17	B20-03WJB B20-03WJC B20-03WJD	
89	289	175	290	4 800	G ¹ / ₂	0.2 ... 4 0.3 ... 9 0.5 ... 17	B20-04WJB B20-04WJC B20-04WJD	
111	289	175	410	6 800	G ³ / ₄	0.2 ... 4 0.3 ... 9 0.5 ... 17	B20-06WJB B20-06WJC B20-06WJD	
111	289	175	420	7 000	G1	0.2 ... 4 0.3 ... 9 0.5 ... 17	B20-08WJB B20-08WJC B20-08WJD	



B20-06WJCG

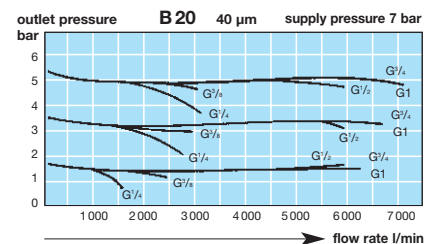
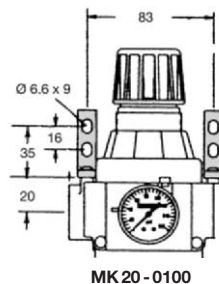
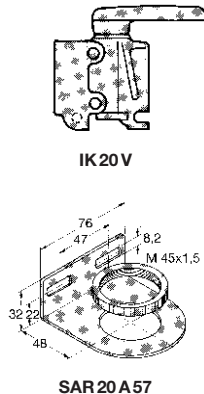
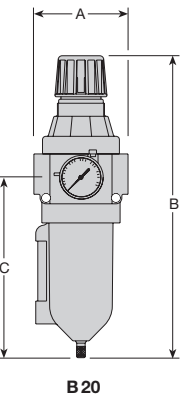
B21-06WJCG

Special options add the appropriate letter

T-handle	and counter nut
filter element 5 µm	EKF20VA
pressure gauge	Ø 63, loose
autodrain	SA605MD
NPT thread	
mounting bracket	SAR20A57 on the spring cage
set of mounting brackets	MK20-0100 at the side, on insert kits
insert kit	with bolts and O-rings, G ¹ / ₄ IK20Y , with bolts and O-rings, G ¹ / ₂ IK20A , with bolts and O-rings
connection kit	for connecting two devices
porting block	G ¹ / ₄ , for unlubricated compressed air
switch-on valve	lockable 3/2-way valve

Accessories

21	B21-0 . W . .
G	B20-0 . WG.
G	B20-0 . W . . G
R	B20-0 . W . . R
N	B20-0 . W . . N
X	B20-0 . W . . X
Y	B20-0 . W . . Y
G³/₈	IK20X
G³/₄	IK20B
G1	IK20C
	IK20CC
	IK20CP
	IK20V



* at 7 bar supply pressure and 6 bar outlet pressure

For your information:	1 bar: 14.5 psi 1 psi: 0.069 bar	1 l/min: 0.035 scfm 1 scfm: 28.3 l/min	1 mm: 0.039 inch 1 inch: 25.4 mm	Pressure gauge: Please see chapter "Gauges"
------------------------------	-------------------------------------	---	-------------------------------------	--

Order example:
B20-04WJC