

D8 - Transmetteur analogique de pression, miniature

Description	The operating pressure is converted into a proportional, electrical signal by a ceramic pressure transducer. After amplification the signal is monitored as an analogue voltage or current signal.		
Media	compressed air, non-corrosive gases or liquids compatible with ceramics and NBR/Buna-N		
Supply voltage	12 ... 32 V DC, residual ripple 5%, with reverse voltage protection, max. current consumption 4 mA		
Electrical connector	plug M12x1, 4-pin, with coupling socket	Protection class	IP67 according to DIN EN60529
Output signal	4 ... 20 mA: max. power consumption 260 mW		0 ... 10 V: max. power consumption 50 mW
Linearity/Hysteresis	< 0.1 % FS typ. < 0.2 % FS	Repeatability	< 0.1 % FS typ. < 0.2 % FS
Long-term stability	< 0.1 % FS typ. < 0.3 % FS		
Temperature sensitivity	< 0.03% FS typ./°C < 0.06% FS/°C (0...70 °C)		
Vibration resistance	10 g at 5...500 Hz		
Temperature range	-25 °C to 85 °C / -13 °F to 185 °F		
Response time	5 ms for 10...90% of pressure range	Shock resistance	50 g (11ms)
Material	Body: stainless steel 316L, mat. no. 1.4404 Measuring cell: ceramics AL ₂ O ₃ and NBR/Buna-N o-ring		

accurate to 0.2%
compressed air or liquids

Dimensions		Over-pressure	Measurement range	Order number for output signal	
B	Ø	max. bar	bar	4-20 mA	0-10 V
mm	mm				

for compressed air or liquids			G ^{1/4} male, ceramic sensor, with angular coupling socket	D8A 0.2% accurate	D8V
52	21,8	1	0... 250	D8A- C2	D8V- C2
		1	0... 350*1	D8A- C3*1	D8V- C3*1
		1	0... 500*1	D8A- C5*1	D8V- C5*1
		2	0... -1	D8A- V0	D8V- V0
		2	-1... 1	D8A- V1	D8V- V1
		2	0... 1	D8A- 01	D8V- 01
		4	0... 2	D8A- 02	D8V- 02
		10	0... 5	D8A- 05	D8V- 05
		20	0... 10	D8A- 10	D8V- 10
		32	0... 16	D8A- 16*1	D8V- 16*1
		40	0... 20	D8A- 20*1	D8V- 20*1
		50	0... 25	D8A- 25*1	D8V- 25*1
		70	0... 35	D8A- 35*1	D8V- 35*1
		100	0... 50	D8A- 50*2	D8V- 50*2
		140	0... 70	D8A- 70*2	D8V- 70*2
		200	0... 100	D8A-100*2	D8V-100*2



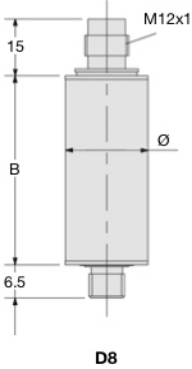
D8



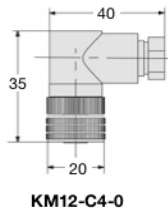
KM12-C4-0

Special options, add the appropriate letter or number		
deviant measurement range	to be indicated on order	D8 . - XX
absolute pressure range	measurement range from 1 to 50 bar	D8 . . . A
G^{1/4} male	connection thread	D8 . . . 02*2
G^{3/8} male	connection thread	D8 . . . 03*2
G^{1/8} NPTa	connection thread	D8 . . . N
G^{1/4} NPTa	connection thread	D8 . . . 02N
for oxygen	specially cleaned, max 40. bar	D8 . . . 15

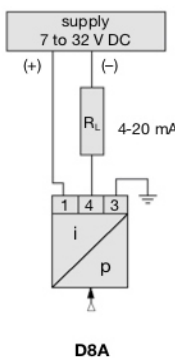
Accessories, enclosed					
coupling socket 4-pin	M12x1, straight	KM12-A4-0	angular	KM12-C4-0	
socket with cable	2 m, straight	KM12-A4-2	angular	KM12-C4-2	
	5 m, straight	KM12-A4-5	angular	KM12-C4-5	



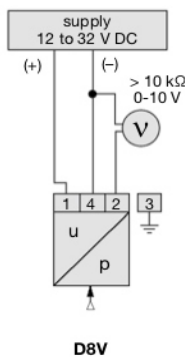
D8



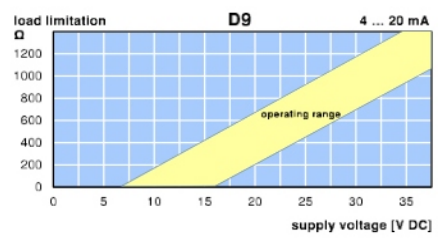
KM12-C4-0



D8A



D8V



*1 Minimum order quantity 5 pieces

*2 Minimum order quantity 10 pieces

