

## D7 - Transmetteur de pression, miniature

<b>Description</b>	The operating pressure is converted into a proportional, electrical signal by a ceramics pressure transducer. After amplification the signal is monitored as an analogue voltage or current signal.	
<b>Media</b>	all non-corrosive media compatible with stainless steel, nylon, silicon, silicone and epoxy	
<b>Supply voltage</b>	12...32 V DC, residual ripple 5%, with reverse voltage protection, max. current consumption 4 mA	
<b>Electrical connector</b>	plug M12x1, 4-pin, with coupling socket	<b>Protection class</b> IP67 according to DIN EN60529
<b>Output signal</b>	4...20 mA: max. power consumption 260 mW	0...10 V: max. power consumption 50 mW
<b>Linearity/Hysteresis</b>	< 0.2 % FS typ. < 0.5 % FS	
<b>Repeatability</b>	< 0.2 % FS typ. < 0.3 % FS	
<b>Long-term stability</b>	< 0.5 % FS typ. < 1 % FS	
<b>Temperature sensitivity</b>	< 0.03% FS typ./°C < 0.08% FS/°C (0...50 °C)	
<b>Vibration resistance</b>	2 g at 5...500 Hz	
<b>Temperature range</b>	-25 °C to 85 °C / -13 °F to 185 °F	
<b>Response time</b>	5 ms for 10...90% of pressure range	
<b>Material</b>	Body: stainless steel 316L, mat. no. 1.4404	<b>Shock resistance</b> 50 g (11ms) Measuring cell: silicone and NBR/Buna-N o-ring

**accurate to 0.5%  
compressed air or liquids**

Dimensions		Over-pressure	Measurement	Order number	
B	Ø	max. bar	range	for output signal	
mm	mm		bar	4-20 mA	0-10 V

for non-corrosive media			G $\frac{1}{4}$ male, open sensor, with angular coupling socket	D7A 0.5% accurate	D7V
52	21.8	0.25	0... 10 mbar	D7A-B1*1	D7V-B1*1
		0.25	-10... 10 mbar	D7A-B1V*1	D7V-B1V*1
		0.35	0... 25 mbar	D7A-B2*1	D7V-B2*1
		0.35	-25... 25 mbar	D7A-B2V	D7V-B2V
		1	0... 70 mbar	D7A-B7*1	D7V-B7*1
		1	-70... 70 mbar	D7A-B7V	D7V-B7V
		1	0... 100 mbar	D7A-C1*1	D7V-C1*1
		1	0...200 mbar	D7A-C2*1	D7V-C2*1
		1	0...350 mbar	D7A-C3*1	D7V-C3*1
		1	-350...350 mbar	D7A-C3V	D7V-C3V
		1	0... 600 mbar	D7A-C6*1	D7V-C6*1
		1	0...800 mbar	D7A-C8*1	D7V-C8*1
		2	0... 1 bar	D7A-01	D7V-01
		2	-1... 1 bar	D7A-V1	D7V-V1



D7



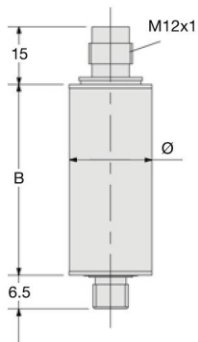
KM12-C4-0

### Special options, add the appropriate letter or number

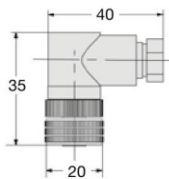
<b>deviant measurement range</b>	to be indicated on order	D7 . - XX
<b>G<math>\frac{1}{4}</math> male</b>	connection thread	D7 . . . 02
<b>G<math>\frac{3}{8}</math> male</b>	connection thread	D7 . . . 03
<b>G<math>\frac{1}{8}</math> NPTa</b>	connection thread	D7 . . . N
<b>G<math>\frac{1}{4}</math> NPTa</b>	connection thread	D7 . . . 02N

### Accessories, enclosed

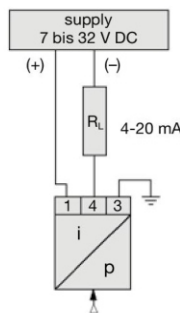
<b>coupling socket 4-pin</b>	M12x1, straight	<b>KM12-A4-0</b>	angular	<b>KM12-C4-0</b>
<b>socket with cable</b>	2 m, straight	<b>KM12-A4-2</b>	angular	<b>KM12-C4-2</b>
	5 m, straight	<b>KM12-A4-5</b>	angular	<b>KM12-C4-5</b>



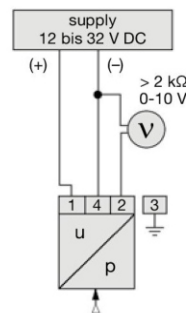
D7



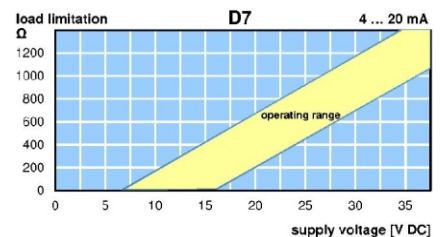
KM12-C4-0



D7A



D7V



\*1 Minimum order quantity 5 pieces

\*2 Minimum order quantity 10 pieces

