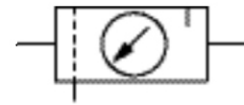


# C520BL/C521BL/C522BL - Unité Filtre Régulateur + Lubrificateur

Design compact et débit élevé, G1/4" à G3/4", 17 bar

<b>Description</b>	Service unit, consisting of filter regulator and oiler with pressure gauge, in small design with high flow rate.		
<b>Media</b>	compressed air or non-corrosive gases		
<b>Supply pressure</b>	max. 17 bar		
<b>Adjustment</b>	with lockable adjustment knob for C520BL, with T-handle for C521BL, with adjustment screw for C522BL		
<b>Relieving function</b>	relieving, optionally non-relieving		
<b>Gauge port</b>	G1/8" on both sides of the body		
<b>Filter element</b>	40 µm, optionally 5 µm, made of sintered bronze		
<b>Bowl</b>	metal bowl with sight glass		
<b>Drainage</b>	manual drain as standard, optionally automatic drain, max. 10 bar		
<b>Temperature range</b>	0 °C to 80 °C		
<b>Material</b>	Body: alu die-cast	Bowl: alu die-cast	Elastomer: NBR
	Spring cage: glass fibre-reinforced plastic		
	Inner valve: brass, plastic		



G1/4 up to G1/2

Dimensions			Combination consisting of	Flow rate		P <sub>1</sub> max. bar	Connection thread G	Pressure range bar	Order number
A	B	C		m <sup>3</sup> /h*1	l/min*1				

FRL unit, 2-part				manual drain, relieving, max 17 bar with pressure gauge, Filter element 40 µm		C520BL			
180	282	165	B520 + L520	132	2100	17	G1/4	0.2 ... 2	C520BL-02WJA
								0.3 ... 3.5	C520BL-02WJB
								1.0 ... 10	C520BL-02WJC
			B522 + L520					1.7 ... 17	C522BL-02WJD
180	282	165	B520 + L520	186	3100	17	G3/8	0.2 ... 2	C520BL-03WJA
								0.3 ... 3.5	C520BL-03WJB
								1.0 ... 10	C520BL-03WJC
			B522 + L520					1.7 ... 17	C522BL-03WJD
180	282	165	B520 + L520	288	4800	17	G1/2	0.2 ... 2	C520BL-04WJA
								0.3 ... 3.5	C520BL-04WJB
								1.0 ... 10	C520BL-04WJC
			B522 + L520					1.7 ... 17	C522BL-04WJD
180	282	165	B520 + L520	408	6800	17	G3/4	0.2 ... 2	C520BL-06WJA
								0.3 ... 3.5	C520BL-06WJB
								1.0 ... 10	C520BL-06WJC
								1.7 ... 17	C522BL-06WJD



C520BL



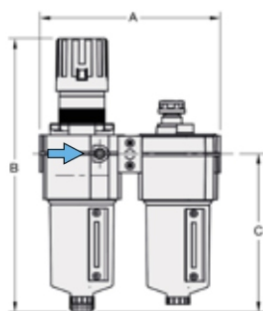
C521BL

## Special options, add the appropriate letter

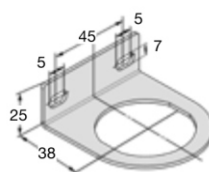
<b>T-handle</b>	including locknut	up to 10 bar B + 20 mm	C521BL - 0 . W . .
<b>adjusting screw</b>	including locknut	up to 10 bar B + 20 mm	C522BL - 0 . W . .
<b>5 µm filter element</b>			C52 . BL - 0 . WG .
<b>non relieving</b>	without relieving function		C52 . BL - 0 . W . .
<b>automatic drain</b>	SA-500, max. 10 bar		C52 . BL - 0 . W . . R

## Accessories, enclosed

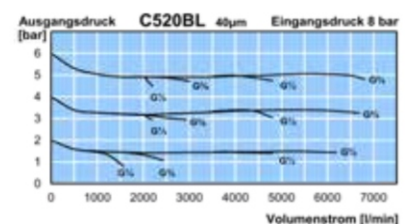
<b>pressure gauge</b>	50mm, 0... <sup>2</sup> bar, G1/8"	MA5001- . . <sup>2</sup>
<b>mounting bracket</b>	made of steel	for G3/4 to G1 1/2
<b>mounting nut</b>	made of plastic	BW48-00
		M48x1,5K



C520BL



BW48-00



\*1 at 8 bar supply pressure, 6 bar outlet pressure and 1 bar pressure drop

\*2 02 = 0...2,5 bar, 04 = 0...4 bar, 06 = 0...6 bar, 10 = 0...10 bar, 16 = 0...16 bar, 25 = 0...25 bar