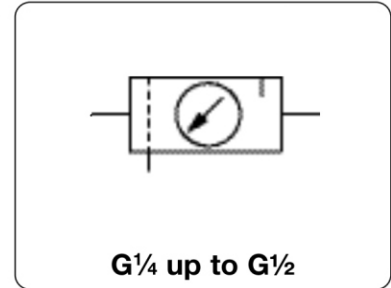


C510BL/C511BL/C512BL - Unité Filtre Régulateur + Lubrificateur

Design compact et débit élevé, G1/4" à G1/2", 17 bar

| | | | |
|---------------------------|--|--------------------|----------------|
| Description | Service unit, consisting of filter regulator and oiler with pressure gauge, in small design with high flow rate. | | |
| Media | compressed air or non-corrosive gases | | |
| Supply pressure | max. 17 bar | | |
| Adjustment | with lockable adjustment knob for C510BL, with T-handle for C511BL, with adjustment screw for C512BL | | |
| Relieving function | relieving, optionally non-relieving | | |
| Gauge port | G ³ / ₈ on both sides of the body | | |
| Filter element | 40 µm, optionally 5 µm, made of sintered bronze | | |
| Bowl | metal bowl with sight glass | | |
| Drainage | manual drain as standard, optionally automatic drain, max. 10 bar | | |
| Temperature range | 0 °C to 80 °C | | |
| Material | Body: alu die-cast | Bowl: alu die-cast | Elastomer: NBR |
| | Spring cage: glass fibre-reinforced plastic | | |
| | Inner valve: brass, plastic | | |



| Dimensions | | | Combination consisting of | Flow rate | | P ₁ max. bar | Connection thread G | Pressure range bar | Order number |
|------------|---|---|---------------------------|---------------------|---------|-------------------------|---------------------|--------------------|--------------|
| A | B | C | | m ³ /h*1 | l/min*1 | | | | |

| FRL unit, 2-part | | | | manual drain, relieving, max 17 bar with pressure gauge, Filter element 40 µm | | | | C510BL | |
|------------------|-----|-----|-------------|---|------|----|-------------------------------|------------|--------------|
| 157 | 244 | 149 | B510 + L510 | 126 | 2100 | 17 | G ¹ / ₄ | 0.2 ... 2 | C510BL-02WJA |
| | | | | | | | | 0.4 ... 4 | C510BL-02WJB |
| | | | | | | | | 1.0 ... 10 | C510BL-02WJC |
| | | | B512 + L510 | | | | | 1.7 ... 17 | C512BL-02WJD |
| 157 | 244 | 149 | B510 + L510 | 132 | 2200 | 17 | G ³ / ₈ | 0.2 ... 2 | C510BL-03WJA |
| | | | | | | | | 0.4 ... 4 | C510BL-03WJB |
| | | | | | | | | 1.0 ... 10 | C510BL-03WJC |
| | | | B512 + L510 | | | | | 1.7 ... 17 | C512BL-03WJD |
| 157 | 244 | 149 | B510 + L510 | 138 | 2300 | 17 | G ¹ / ₂ | 0.2 ... 2 | C510BL-04WJA |
| | | | | | | | | 0.4 ... 4 | C510BL-04WJB |
| | | | | | | | | 1.0 ... 10 | C510BL-04WJC |
| | | | B512 + L510 | | | | | 1.7 ... 17 | C512BL-04WJD |

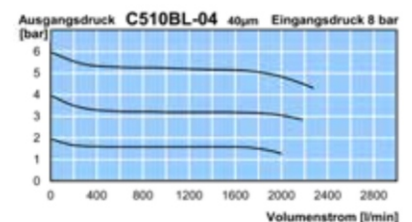
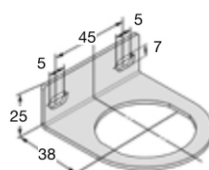
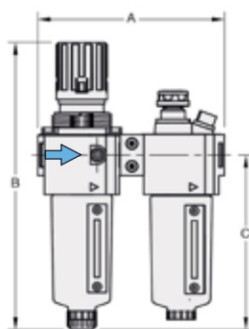


Special options, add the appropriate letter

| | | | |
|----------------------------|----------------------------|------------------------|-----------------------|
| T-handle | including locknut | up to 10 bar B + 20 mm | C511BL -0 . W . . |
| adjusting screw | including locknut | up to 10 bar B + 20 mm | C512BL -0 . W . . |
| 5 µm filter element | | | C51 . BL -0 . WG . |
| non relieving | without relieving function | | C51 . BL -0 . W . . K |
| automatic drain | SA-500, max. 10 bar | | C51 . BL -0 . W . . R |

Accessories, enclosed

| | | |
|-------------------------|---|---|
| pressure gauge | 50 mm, 0... ² bar, G ¹ / ₈ | MA5001-. . ² |
| mounting bracket | made of steel | for G ³ / ₄ to G ¹ / ₂ BW48-00 |
| mounting nut | made of plastic | M48x1,5K |



*1 at 8 bar supply pressure, 6 bar outlet pressure and 1 bar pressure drop
 *2 02 = 0...2,5 bar, 04 = 0...4 bar, 06 = 0...6 bar, 10 = 0...10 bar, 16 = 0...16 bar, 25 = 0...25 bar