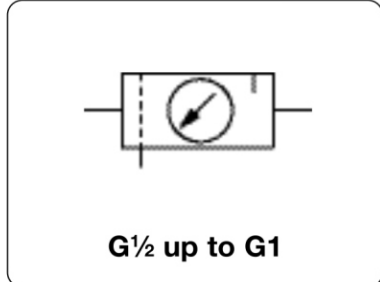


C20 / C21 - Filtre Régulateur Lubrificateur (FRL), modulaire, avec kits d'inserts interchangeables, robuste

Description	"Maxi" FRL service units with pressure gauge are of modular design with exchangeable insert kits and have a high flow rate. All "maxi" instruments are easy to take out of fixed piping by simply removing the two fastening bolts on the insert kits.	
Media	compressed air or non-corrosive gases	
Supply pressure	max. 17 bar	
Adjustment	by plastic knob with snap-lock at C20,	by T-handle with locknut at C21
Relieving function	relieving, optionally non-relieving	
Gauge port	G $\frac{1}{4}$ on both sides of the body	
Drainage	manual drain as standard,	
Temperature range	0 °C to 70 °C / 32 °F to 158 °F 0 °C to 50 °C / 32 °F to 122 °F for automatic or semiautomatic drain version	
Material	Body: zinc die-cast Knob (C20): glass fibre-reinforced plastic Bowl: zinc die-cast Elastomer: NBR/Buna-N	Filter element: 40 μ m, optionally 5 μ m, made of polypropylene Bowl: metal version with sight glass optionally automatic drain or semiautomatic drain for max. 12 bar Spring cage: zinc die-cast T-handle (C21): steel Sight glass: polyurethane Inner valve: brass and plastic



Dimensions			Combination consisting of	Bowl design made of / with	Flow rate m 3 /h*1	l/min*1	Connection thread G	Order number
A	B	C						

FRL unit, 2-part				P $_1$: max. 17 bar, P $_2$: 0.3...9 bar, 40 μ m, manual drain, relieving, with pressure gauge			C20	
178	289	175	B+L20	metal / sight glass	276	4600	G $\frac{1}{2}$	C20-04BL-W
203	289	175	B+L20	metal / sight glass	276	4600	G $\frac{1}{2}$	C20-04BL-W
					390	6500	G $\frac{3}{4}$	C20-06BL-W
					402	6700	G1	C20-08BL-W



FRL unit, 3-part				P $_1$: max. 17 bar, P $_2$: 0.3...9 bar, 40 μ m, manual drain, relieving, with pressure gauge			C20	
270	226	171	F+R+L20	metal / sight glass	102	1700	G $\frac{1}{4}$	C20-02FRL-W
					174	2900	G $\frac{3}{8}$	C20-03FRL-W
					276	4600	G $\frac{1}{2}$	C20-04FRL-W
292	226	171	F+R+L20	metal / sight glass	390	6500	G $\frac{3}{4}$	C20-06FRL-W
					402	6700	G1	C20-08FRL-W

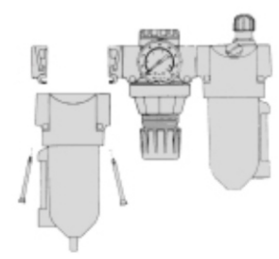
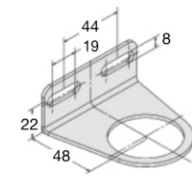
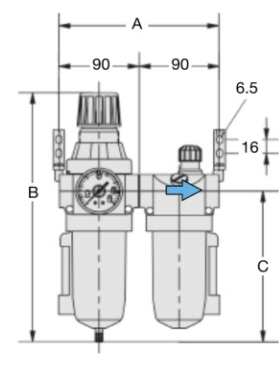
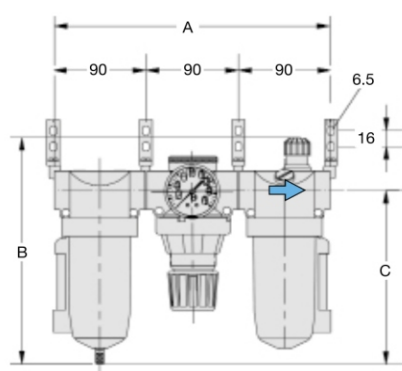


Special options, add the appropriate letter

T-handle	including locknut	C21-0 . . . -W
5 μ m filter element		C20-0 . . . -WG
0.2... 4 bar pressure range		C20-0 . . . -WB
0.5...17 bar pressure range		C20-0 . . . -WD
semiautomatic drain	RK500SY, max. 12 bar	C20-0 . . . -WM
automatic drain	SA605MD, max. 12 bar	C20-0 . . . -WR

Accessories, enclosed

mounting bracket	mounting at the spring cage	BW45-02
mounting nut	made of aluminium	M45x1,5A
mounting bracket set	made of steel, consisting of two mounting brackets	MK20-0100
porting block	tap G $\frac{1}{4}$, for unlubricated compressed air	IK20CP



*1 at 8 bar supply pressure, 6 bar outlet pressure and 1 bar pressure drop

