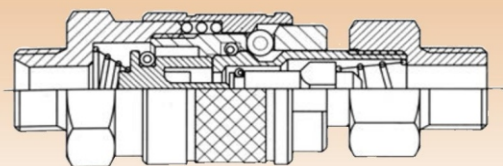

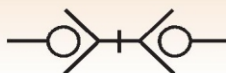


Mini-coupleurs à double obturation, série 185 - Passage de 5 mm



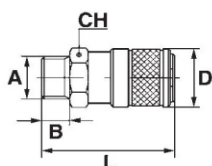
Débit : 285 NI/min
à 6 Bar (ΔP : 1 Bar)

Pression : 0 - 12 BAR



185 0

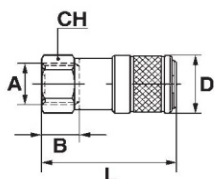
implantation mâle cylindrique



| CODE | A | B | D | L | CH |
|---------|-----|---|----|------|----|
| 185 080 | 1/8 | 6 | 18 | 35,5 | 16 |
| 185 040 | 1/4 | 8 | 18 | 37,5 | 16 |

185 2

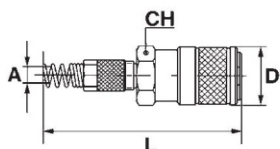
implantation femelle cylindrique



| CODE | A | B | D | L | CH |
|---------|-----|-----|----|------|----|
| 185 280 | 1/8 | 7,5 | 18 | 35 | 16 |
| 185 240 | 1/4 | 11 | 18 | 38,5 | 16 |

185 4

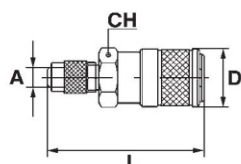
équipé d'un raccord à coiffe avec ressort



| CODE | Tube | D | L | CH |
|---------|------|----|-----|----|
| 185 464 | 6/4 | 18 | 124 | 16 |
| 185 486 | 8/6 | 18 | 130 | 16 |

185 6

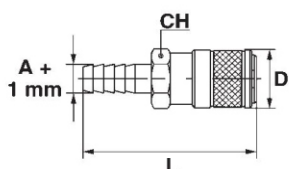

équipé d'un raccord à coiffe



| CODE | Tube | D | L | CH |
|---------|------|----|----|----|
| 185 664 | 6/4 | 18 | 42 | 16 |
| 185 686 | 8/6 | 18 | 42 | 16 |

185 8

équipé d'une douille cannelée



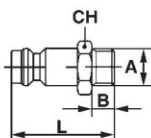
| CODE | A | D | L | CH |
|---------|---|----|----|----|
| 185 804 | 4 | 18 | 48 | 16 |
| 185 806 | 6 | 18 | 48 | 16 |
| 185 808 | 8 | 18 | 48 | 16 |

embouts obturés pour mini-coupleurs double obturation

185 1



embout mâle cylindrique

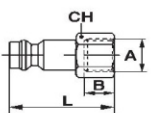


| CODE | A | B | L | CH |
|---------|-----|---|------|----|
| 185 180 | 1/8 | 6 | 29,5 | 14 |
| 185 140 | 1/4 | 8 | 31,5 | 17 |

185 3



embout femelle cylindrique

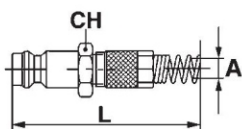


| CODE | A | B | L | CH |
|---------|-----|-----|------|----|
| 185 380 | 1/8 | 7,5 | 31,5 | 14 |
| 185 340 | 1/4 | 11 | 35 | 17 |

185 5



embout équipé d'un raccord à coiffe avec ressort

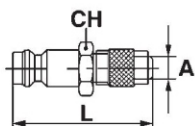


| CODE | A | L | CH |
|---------|-----|-----|----|
| 185 564 | 6/4 | 119 | 12 |
| 185 586 | 8/6 | 122 | 12 |

185 7



embout équipé d'un raccord à coiffe

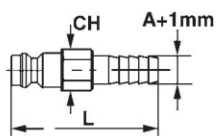


| CODE | A | L | CH |
|---------|-----|------|----|
| 185 764 | 6/4 | 36,5 | 12 |
| 185 786 | 8/6 | 36,5 | 12 |

185 9



embout avec douille cannelée



| CODE | A | L | CH |
|---------|---|------|----|
| 185 904 | 4 | 43,5 | 11 |
| 185 906 | 6 | 43,5 | 11 |
| 185 908 | 8 | 43,5 | 13 |