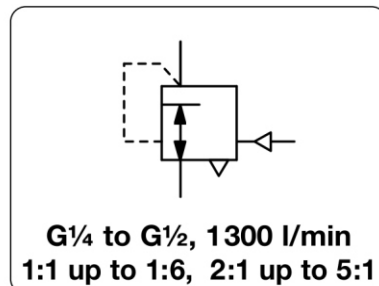


R208 - Amplificateur de volume commandé en pression, pour air comprimé et gaz neutres

Description	The volume booster amplifies the volume at a 1:1 ratio of pilot pressure to outlet pressure. The pilot pressure has no constant bleed and shows the same function as a spring in a common regulator: generating counter pressure on the diaphragm.	
Media	compressed air or non-corrosive gases	
Supply pressure	max. 17 bar	
Pilot pressure	max. 10 bar at 1:1 ratio, 5 bar at 1:2, 3.3 bar at 1:3, 2.5 bar at 1:4, 1.7 bar at 1:6	Pilot port G¼
Accuracy	at supply pressure variation of 7 bar: < 7 mbar pressure deviation	
	transmission error: 1% from 1:1 to 1:3 ratio, 2% at greater or inverse transmission	
Air consumption	response sensitivity: 1 mbar at 1:1, 2 mbar at 1:2, 3 mbar at 1:3 and at inverse transmission	Relieving function relieving
Relief capacity	max. 3 l/min, subject to outlet pressure	Mounting position any
Gauge port	310 l/min at 1.5 bar outlet and 0.35 bar overpressure above setpoint	
Temperature range	G¼ on both sides of the body, screw plugs supplied	
	0 °C to 80 °C / 32 °F to 176 °F, NBR, for appropriately conditioned compr. air down to -40 °C / -40 °F	
	0 °C to 90 °C / 32 °F to 194 °F, FKM, for appropriately conditioned compr. air down to -40 °C / -40 °F	
Material	Body: aluminium die-cast	Elastomer: NBR/Buna-N, optionally FKM
	Inner valve: brass and zinc-plated steel	



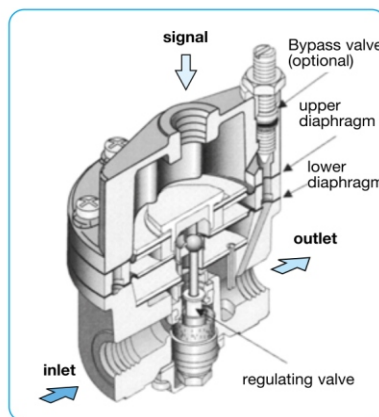
Dimensions			K _v -value	Flow rate	Connection thread	Pilot pressure max. bar	Transmission ratio	Order number
A	B	C						

Booster			with transmission ratio, supply pressure max. 17 bar, relieving, with constant bleed, pressure range 0...10 bar				R208		
76	98	24	0.7	78	1300	G¼	10	1 : 1	R208-02I
							5.0	1 : 2	R208-02K
							3.3	1 : 3	R208-02L
76	110	24	0.7	78	1300	G¼	2.5	1 : 4	R208-02M
							2.0	1 : 5	R208-02N
							1.7	1 : 6	R208-02O
76	98	24	0.7	78	1300	G¼	10	2 : 1	R208-02R
								3 : 1	R208-02S
76	110	24	0.7	78	1300	G¼	10	4 : 1	R208-02T
								5 : 1	R208-02U



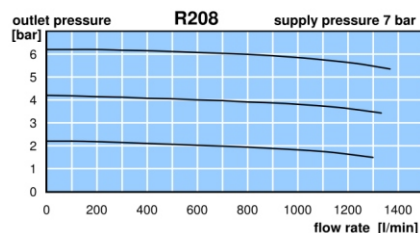
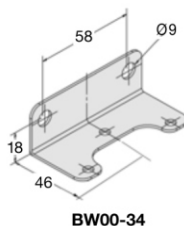
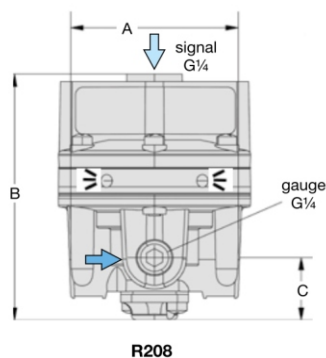
Special options, add the appropriate letter

G¾	connection thread		R208-03 .
G½	connection thread		R208-04 .
NPT	connection thread		R208-0 . N
non-relieving*3	without relieving function		R208-0 . K,
tapped exhaust*3	connection thread G¼		R208-0 . X12
bypass with restrictor*4	between control chamber and outlet	1:1 only	R208-0 . X16
negative bias*3	preset to -0,24 bar, adjustable by 30 mbar		R208-0 . Y
silicone elastomer	supply pressure max. 5 bar	1:1 only	R208-0 . A
FKM elastomer			R208-0 . V



Accessories, enclosed

pressure gauge	Ø 50 mm, 0...*2 bar, G¼	MA5002-...*2
gauge connector	made of brass, adapter ¼" NPT to G¼ female	AM-06
mounting bracket	made of steel	BW00-34



*1 at 7 bar supply pressure and 1.4 bar outlet pressure
*2 02 = 0...2.5 bar, 04 = 0...4 bar, 06 = 0...6 bar, 10 = 0...10 bar, 16 = 0...16 bar

*3 only for 1:1, 1:2, 1:3, 2:1 and 3:1
*4 not compatible with option Y