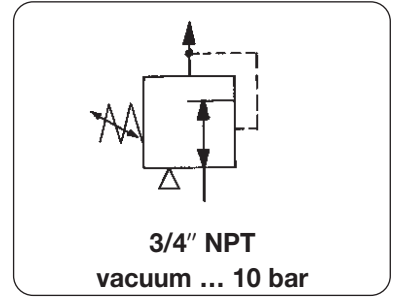


# Precision Vacuum Regulator 800 l/min

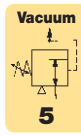
R251

<b>Description</b>	Regulator for high precision in vacuum and pressure range.	
<b>Flow rate</b>	800 l/min / 28 scfm at -0.98 bar vacuum	
<b>K<sub>v</sub>-value</b>	2.16 (m <sup>3</sup> /h)	
<b>Sensitivity</b>	2.5 mbar	
<b>Supply pressure</b>	max. 17 bar	
<b>Temperature range</b>	-20 °C to 70 °C / 160 °F operating temperature, -40 °C to 90 °C storage temperature -20 °C to 90 °C / 200 °F operating temperature for Viton	
<b>Materials</b>	Body: aluminum die-casting Diaphragm: NBR and Dacron	Inner valve: stainless steel and brass



Dimensions			Flow rate	Connection thread	Pressure range	Order number
height	width	depth				
mm	mm	mm	l/min*	NPT	bar	

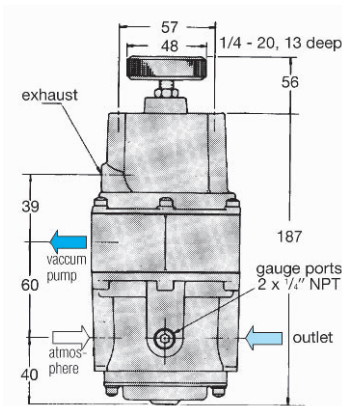
Vacuum regulator 3/4" NPT			K <sub>v</sub> -value: 2.16 (m <sup>3</sup> /h)	R251		
230	93	93	800	3/4"	-1...+0.7	R251 - 06A
230	93	93	800	3/4"	-1...+2.0	R251 - 06B
230	93	93	800	3/4"	-1...+10	R251 - 06D



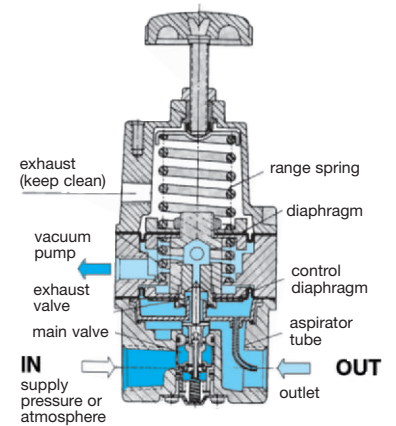
## Special options add the appropriate letter

tamper-proof cap **T** R251 - 06 . T

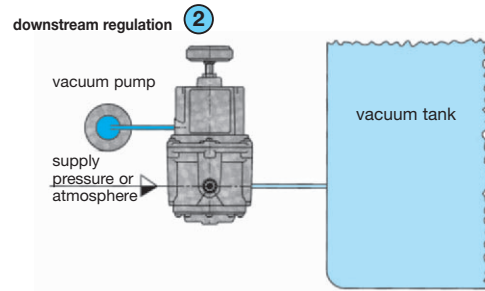
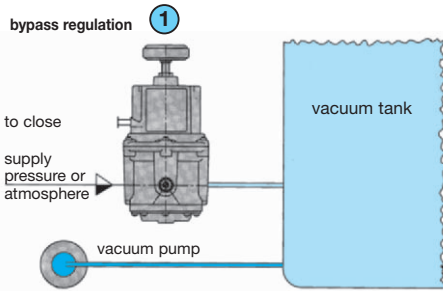
R251



R 251



connection for downstream regulation



**Notice:**  
A filter is recommended on the atmospheric or pressure side.

**1 Bypass regulation**  
Upstream installation is preferred when rapid exhaust of a vessel or system is required.

**2 Downstream regulation**  
The regulator is located between the pump and the vessel. The vacuum pump is energy-saving and it is easy to fill the vessel to its optimal level with pressure or vacuum.

\* at -0.98 bar.

<b>For your information:</b>	1 bar: 14.8 psi	1 l/min: 0.035 scfm	1 mm: 0.039 inch
	1 psi: 0.069 bar	1 scfm: 28.3 l/min	1 inch: 25.4 mm

**Order example:**  
R25 - 02C