

Plastic Pressure Regulator

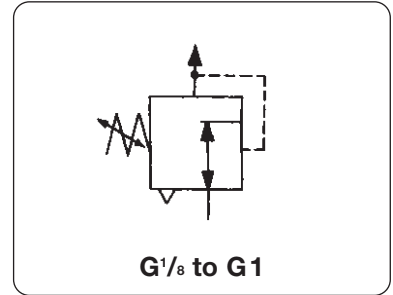
R0

Standard



2

Description	Modular regulator easy to combine with other regulators, filters or filter regulators of the same series, without the need for double nipples or any other fittings. A sensitive convoluted diaphragm allows good pressure regulation.		
Supply pressure	max. 13 bar	R035:	max. 10 bar
Outlet pressure	0 ... 4 bar, 0 ... 8 bar, 0 ... 12 bar	R035:	0 ... 6 bar
Adjustment	plastic knob, tamper-proof, snap-lock, removable R035 without snap-lock	red knob:	relieving
		black knob:	non-relieving
Relieving	as standard non-relieving for liquids as option		
Gauge port	G ¹ / ₈ on both sides of the body	G ¹ / ₄ only on regulator R095	
Temperature range	0 °C to 50 °C / 32 °F to 120 °F media and ambient -20 °C to 90 °C / -4 °F to 190 °F storage		
Materials	Body: nylon series 035 / 042: POM	Inner valve:	brass
	Diaphragm: NBR	Thread insert:	brass

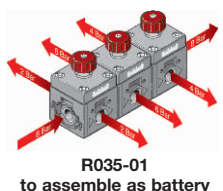
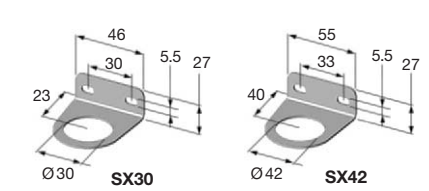
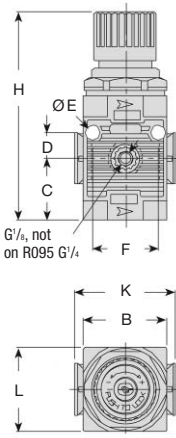


Dimensions			Flow rate		Connection thread	Pressure range	Order Number
B	H	C	m ³ /h*	l/min*	G	bar	

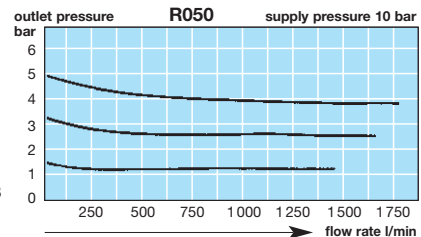
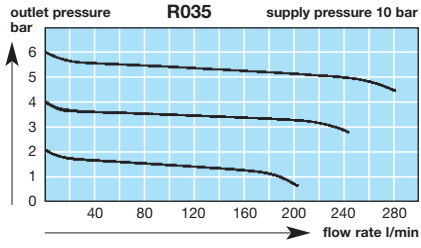
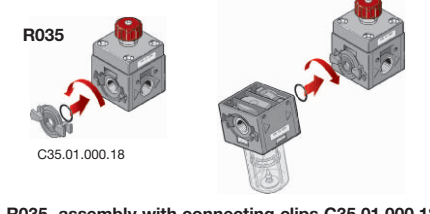
Pressure regulator		supply max. 13 bar, R035 max. 10 bar,	relieving without gauge	R0		
36	61 12	15	250	G ¹ / ₈	0... 6 bar	R035 - 01B
<i>to assemble as battery, without clips</i>					0... 6 bar	R035 - 01BR
<i>volume booster</i>					0... 6 bar	R035 - 01J
42	92 20	51	850	G ¹ / ₄	0... 4 bar	R042 - 02B
					0... 8 bar	R042 - 02C
					0... 12 bar	R042 - 02D
63	129 38	84	1400	G ³ / ₈	0... 4 bar	R050 - 03B
					0... 8 bar	R050 - 03C
					0... 12 bar	R050 - 03D
63	129 38	90	1500	G ¹ / ₂	0... 4 bar	R052 - 04B
					0... 8 bar	R052 - 04C
					0... 12 bar	R052 - 04D
75	145 42	138	2300	G ¹ / ₂	0... 4 bar	R075 - 04B
					0... 8 bar	R075 - 04C
					0... 12 bar	R075 - 04D
137	145 42	144	2400	G ³ / ₄	0... 4 bar	R080 - 06B
					0... 8 bar	R080 - 06C
					0... 12 bar	R080 - 06D
115	222 48	900	15000	G1	0... 4 bar	R095 - 08B
					0... 8 bar	R095 - 08C
					0... 12 bar	R095 - 08D



Special options	add the appropriate letter		Accessories
pressure gauge	Ø40 for R042	Ø50 for R050/080	G R0...0...G
pressure gauge	Ø23 for R035	Ø63 for R095	G R0...0...G
non-relieving	for water		K R0...0...K
mounting bracket	SX30 M30x1.5	for R042	X R042-02.X
mounting bracket	SX42 M42x2	for R050/080	X R0...0...X
wall mounting	C42.05.000.01	for R042	Y R042-02.Y
wall mounting	C95.01.000.15/18	for R095	Y R095-08.Y
connecting clips	C35.01.000.18	for R035	Z R035-01.Z



Series	D	E	F	K	L
R035	8	3.5	20	-	36
R042	10.5	4.5	31	-	42
R050/52	16	5.5	41	63	52
R075	17.5	5.5	45	75	63
R080	17.5	5.5	45	-	63
R095	65	8.5	174	115	95



* at 10 bar supply pressure, 7 bar outlet pressure and 1 bar pressure drop

For your information:	1 bar: 14.5 psi	1 l/min: 0.035 scfm	1 mm: 0.039 inch
	1 psi: 0.069 bar	1 scfm: 28.3 l/min	1 inch: 25.4 mm

Order example:
R042-02C