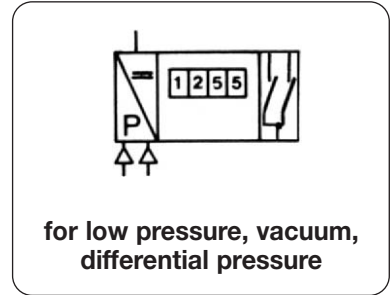



Description	A piezo-resistive pressure sensor converts the input pressure into a digital electrical signal which is displayed on the LCD.	
Outlet signal	0 - 10V with 3-wire or 2 limit switches as single pole double throw, 1A at 220V AC as option	4 - 20 mA with 2-wire as option
Pressure connection	only at P1 (+) push-in-fitting at the back of the housing	
Vacuum connection	only at P2 (-) push-in-fitting at the back of the housing	
Differential press. con.	at P1 (+) the higher pressure and at P2 (-) the lower pressure	
Display	3 1/2 digit LCD limited to 1999, 7-segments, digit height 13 mm	
Supply voltage	15 - 30V DC with reverse voltage protection	220V AC supply as option
Electrical connection	7-pin connector	Fuse: 0.5A inside the housing
Linearity / Hysteresis	< 1 % FS 0.5% FS as option	Response time: < 1s
Long-term stability	< 0.5 % FS / year up to 10 mbar	< 1 % FS/year > 25 mbar
Repeatability	< 0.2 % FS up to 10 mbar	< 0.5 % FS/year > 25 mbar
Temperature stability	< 2 % FS at 0 - 50 °C	< 0.08% FS/°C at 0 - 50 °C
	0 to 70 °C / 32 to 160 °F up to 10 mbar range	-25 °C to 85 °C / 10 to 180 °F > 25 mbar range



Dimensions			Accuracy		Overpressure	Pressure	Order
height	width	depth	repeatabil.	hysteresis	max.	range	number
mm	mm	mm	< ±	<±	mbar / bar	mbar/bar	

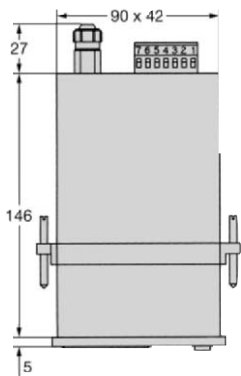
Digital pressure gauge							outlet 0 - 10V, 24V DC, push-in fitting Ø 4 for pressure, vacuum, differential pressure		MPV
48	96	178	0.2%	1%	250 mbar	0 ... 2.50 mbar			MPV - A2
			0.2%	1%	250 mbar	0 ... 5.00 mbar			MPV - A5
			0.2%	1%	250 mbar	0 ... 10.00 mbar			MPV - B1
			0.5%	1%	300 mbar	0 ... 25.0 mbar			MPV - B2
			0.5%	1%	750 mbar	0 ... 50.0 mbar			MPV - B5
			0.5%	1%	1 bar	0 ... 100.0 mbar			MPV - C1
			0.5%	1%	1 bar	0 ... 250 mbar			MPV - C2
			0.5%	1%	1 bar	0 ... 500 mbar			MPV - C5
			0.5%	1%	3 bar	0 ... 1000 bar			MPV - 01
			0.5%	1%	6 bar	0 ... 2.50 bar			MPV - 02



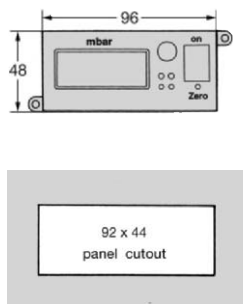
MPV - C1S
with 2 limit switches

Special options			add the appropriate letter		
outlet 4 ... 20 mA	2-wire		A	MPA - . .	
limit switches	2 switches, 1A at 230V AC		S	MP . . . S	
accuracy 0.5% FS			G	MP . . . G	
supply 220V AC			V	MP . . . V	
special range	indicate on order		X	MP . . . X	

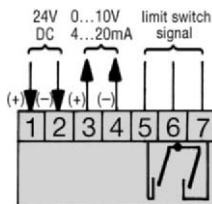
Gauge
8



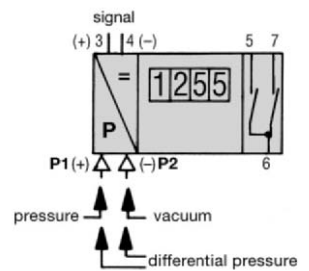
MP



MP



electric connection



pneumatic connection

For your information:	1 bar: 14.5 psi	1 l/min: 0.035 scfm	1 mm: 0.039 inch	1 mbar: 0.4 inch H ₂ O	1 mbar: 0.01 m H ₂ O
	1 psi: 0.069 bar	1 scfm: 28.3 l/min	1 inch: 25.4 mm	1 inch H ₂ O: 2.5 mbar	1 m H ₂ O: 98 mbar

Order example:
MPV - C1