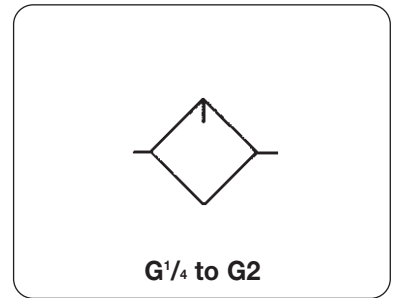


Description	Compressed air lubricator of small dimensions with high flow, of solid design, available in all standard sizes. Proven in operation and available in many versions.	
Bowl	Metal bowl with sight glass as standard. Plastic bowl with and without protecting cage up to G ¹ / ₂ . Large-volume steel bowl.	
Supply pressure	max. 11 bar in plastic, in 2-litre and in 15-litre bowl max. 17 bar in metal bowl with sight glass,	max. 21 bar in metal bowl
Temperature range	0 °C to 50 °C / 32 °F to 120 °F in plastic bowl, -30 °C to 70 °C / -20 °F to 160 °F in metal bowl with sight glass -30 °C to 80 °C / -20 °F to 180 °F in metal bowl	
Material	Housing: zinc die-casting Plastic bowl: polyurethane Metal bowl with sight glass: zinc die-casting High-volume metal bowl: steel or casting	



Dimensions				Bowl design	Bowl volume	Flow rate		Connection thread	Order number
A	B	C	D			m ³ /h*	l/min*		
mm	mm	mm	mm		cl			G	

"Standard" compressed air lubricator L606

74	185	128	63	plastic	15	72	1200	G ¹ / ₄	L606-02A
				plastic + protect. cage	15				L606-02B
74	179	129	63	zinc + sight glass	15				L606-02W
74	185	128	63	plastic	15	120	2000	G ³ / ₈	L606-03A
				plastic + protect. cage	15				L606-03B
74	179	129	63	zinc + sight glass	15				L606-03W
96	197	138	83	plastic	25	190	3200	G ¹ / ₂	L606-04A
				plastic + protect. cage	25				L606-04B
96	202	143	83	zinc + sight glass	25				L606-04W
96	297	238	83	steel	50	190	3200	G ¹ / ₂	L606-04E
				steel + sight glass	50				L606-04F
126	251	184	103	zinc + sight glass	50	490	8200	G ³ / ₄	L606-06W
126	340	273	103	steel	100				L606-06E
				steel + sight glass	100				L606-06F
126	251	184	103	zinc + sight glass	50	540	9000	G1	L606-08W
126	340	273	103	steel	100				L606-08E
				steel + sight glass	100				L606-08F
126	266	194	122	zinc + sight glass	50	840	14000	G1 ¹ / ₄	L606-10W
126	355	283	122	steel	100				L606-10E
				steel + sight glass	100				L606-10F
126	266	194	122	zinc + sight glass	50	1000	17000	G1 ¹ / ₂	L606-12W
126	355	283	122	steel	100				L606-12E
				steel + sight glass	100				L606-12F
145	385	265	133	steel + sight glass	100	1680	28000	G2	L606-16F
	490	370	134	steel + sight glass	300				L606-16K3L



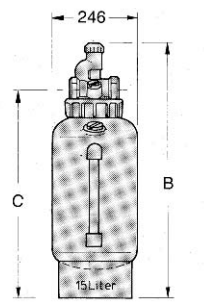
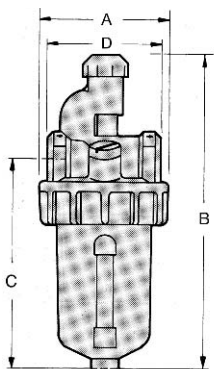
L606-02A with plastic bowl **L606-02W** with metal bowl



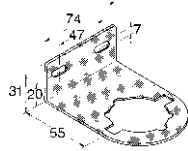
L606-08E with 1l-bowl **L606-08G** with 2l-bowl

Special options add the appropriate letter

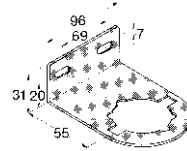
2-litre bowl + sight glass	from G ¹ / ₂ to G1 ¹ / ₂	G	L606-...G
15-litre bowl w/o sight glass	from G ¹ / ₂ to G1 ¹ / ₂	H	L606-...H
mounting bracket	up to G ¹ / ₂ , SAF602-0571/-0572	X	L606-...X
connection flange	as per DIN 2566	F	L606-...F



Dimensions (mm)		
L 606-	C	B
-04H	555	615
-06/-08H	565	630
-10/-12H	575	650
-16/-20H	620	710



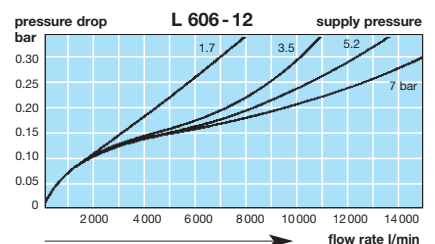
SAF 602-0571
for G¹/₄ to G³/₈



SAF 602-0572
for G¹/₂



L-606-08FF with flange



* at 7 bar supply pressure and 0.3 bar pressure drop

For your information:	1 bar: 14.5 psi	1 l/min: 0.035 scfm	1 mm: 0.039 inch
	1 psi: 0.069 bar	1 scfm: 28.3 l/min	1 inch: 25.4 mm

Order example:
L606-04W